THE ISLE OF WIGHT FIRE AND RESCUE SERVICE



Year 2

Personal Fire Safety

FIREFIGHTERS-PEOPLE WHO HELP US

NAME

LINKS TO KS1 PSHE & CITIZENSHIP
3f, 3g, 5e, 5h

A FIREFIGHTERS UNIFORM

The Firefighters wear a uniform to keep them safe.



Write the correct name for each part of the Fire Kit in the empty boxes. Use the words below to help you.

GLOVES

BOOTS

TUNIC

LEGGINGS

HELMET

TORCH

VISOR

English
En2 Reading 1j
En3 Writing 2a

STOP, DROP AND ROLL

If your clothing catches fire remember……



1. _____

_____

_____



2. _____

_____



3. _____

_____

_____

Put the words STOP, DROP and ROLL in the speech bubbles.

Write the following sentences next to the correct picture and then colour in the picture!

- Cover your face with your hands and roll over, this will put out the flames.
- Don't run, it will make the fire worse.
- Get down on the floor.

English
En2 Reading 1j
En3 Writing 2a

CRAWL LOW IN SMOKE

In a room full of smoke, you must stay low and crawl.



Can you write some sentences about the girl in the picture?
Use the words in the box to help you.

AIR	CRAWL	FLOOR
HANDS	HOT	
KNEES	SMOKE	UNDER

1. _____

_____

2. _____

_____

3. _____

4.

English
En 3 Writing
1b, 1c

SMOKE ALARMS

The Firefighters showed us a smoke alarm.

1) Fill in the vowels to complete the words in the sentences.

Sm _ k _ _ l _ rms h _ lp t _ k _ _ p
_ s s _ f _ .

Sm _ k _ _ l _ rms m _ k _ _ v _ ry
l _ _ d n _ _ s _ _ f th _ r _ _ s
sm _ k _ _ r f _ r _ .

2) Count the number of smoke alarms in each box. Add up the numbers for each row and write the answer in the empty box.

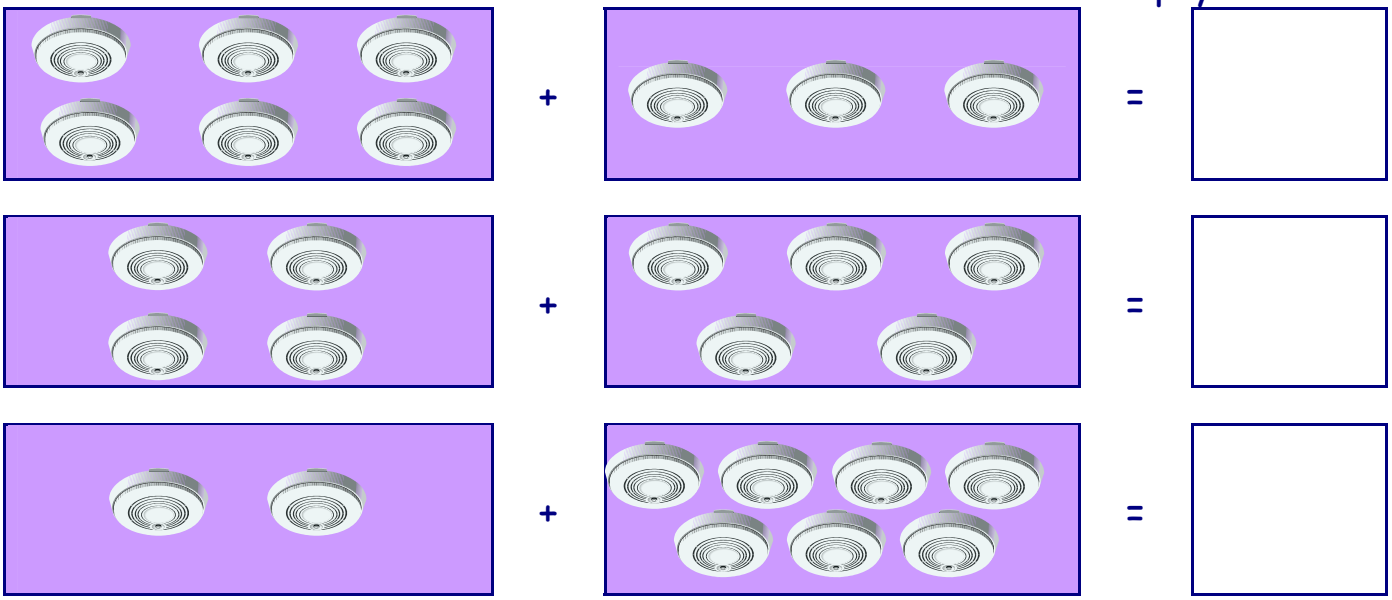

3) Write out the numbers in the boxes.

Mathematics
Ma2 Number & Algebra 2a, 3a

English
En2 Reading 1b

4) How can this number help us?

9 9 9

Help the fire engine reach the house. It can only move into squares that equal 9. The squares have to be touching. Colour its route.



6 + 3	4 + 4	2 + 4	8 + 1	7 + 2	4 + 5
10 + 0	9 + 1	1 + 8	3 + 6	6 + 1	0 + 7
6 + 4	3 + 8	5 + 4	8 + 0	2 + 7	1 + 5
6 + 3	2 + 7	9 + 0	4 + 3	6 +0	8 + 2
4 + 5	7 + 3	3 + 5	2 + 6	1 + 7	8 + 1

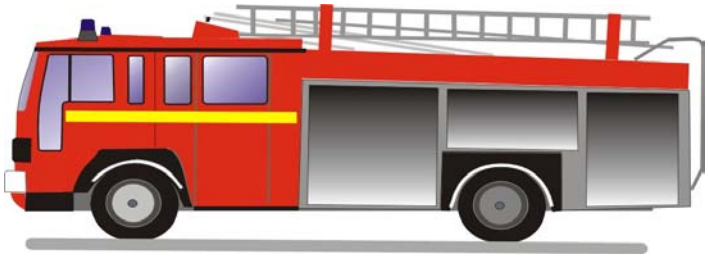

Magic Numbers

		5
	3	

	3	

Can you complete the Magic Square? Every line must add up to 9. Only use 1, 3 and 5.

Mathematics
Ma2 Number & Algebra 2a, 3a

Can you make up your own Magic Square with lines adding up to 9? You are only allowed to use 2, 3 & 4.

FIND THE FIRE WORDS

1) Find the words in the box below in the word search.

Q	W	E	R	D	A	N	G	E	R
E	F	L	A	M	E	S	T	Y	U
N	I	P	A	O	T	M	G	R	B
G	R	X	C	D	H	O	S	E	Z
I	E	S	H	S	D	K	L	S	Y
N	W	A	R	I	K	E	O	C	T
E	Q	L	H	R	B	M	R	U	T
R	W	A	T	E	R	V	T	E	M
G	H	R	I	N	P	R	X	O	B
A	T	M	R	U	I	L	S	X	H

SMOKE	HOSE	FLAMES	DANGER
ALARM	LADDER	RESCUE	WATER
SIREN	HOT	ENGINE	FIRE

2) Put the words in alphabetical order.

English
En2 Reading
1h, 1j

1) 7)

2) 8)

3) 9)

4) 10)

5) 11)

6) 12)

SAFE ACTIONS

What would you do?

English
En2 Reading
1n, 1k

Tick the correct answer and then colour in the picture.



If your clothes caught fire would you…….

a) Fetch water

b) Stop, drop and roll

c) Watch T.V.



If you found some matches would you….

a) Give them to an adult

b) Play with them

c) Hide them



If the room was full of smoke would you….

a) Jump out of a window

b) Go back to bed

If you went to a bonfire party would you….

a) Hold a firework

b) Stand well back

c) Run near the fire