

PRI REPORTING FRAMEWORK 2019

Strategy and Governance

(Climate-related indicators only)

November 2018

reporting@unpri.org

+44 (0) 20 3714 3187

PRI Association

Registered office: 5th floor, 25 Camperdown Street
London, UK, E1 8DZ Company no. 7207947
T: +44 (0) 20 3714 3220 W: www.unpri.org E: info@unpri.org



UNEP Finance Initiative
Changing finance, financing change



United Nations Global Compact

An investor initiative in partnership with UNEP Finance Initiative and UN Global Compact

Understanding this document

In addition to the detailed indicator text and selection options, in each module of the PRI Reporting Framework you can find information that will help you identify which indicators are relevant to your organisation.

Top bar






Key information about each indicator is highlighted in the top bar, including the indicator status (mandatory or voluntary), the purpose of the indicator, and which PRI Principle it relates to.

xxx 01	Indicator status MANDATORY	Purpose CORE ASSESSED	Principle PRI 2
--------	--------------------------------------	---------------------------------	---------------------------

Indicator status

MANDATORY	Mandatory indicators reflect core practices. These responses will be made public and must be completed to submit the framework.
MANDATORY TO REPORT VOLUNTARY TO DISCLOSE	Some indicators are mandatory to complete, but voluntary to disclose. These indicators may determine which subsequent indicators are applicable or are used for peering, but they may also contain commercially sensitive information.
VOLUNTARY	Voluntary indicators reflect alternative or advanced practices. These indicators are voluntary to report and disclose.

Purpose

Gateway		The responses to this indicator 'unlock' other indicators within a module if they are relevant to your organisation. Please refer to the logic box for more information.
Peering		These indicators are used to determine your peer groups for assessment purposes.
Core assessed		These indicators form the core of the assessment and represent the majority of your final assessment score.
Additional assessed		These indicators represent more advanced or alternative practices and contribute to a smaller part of your score.
Descriptive		These are open-ended narrative indicators, allowing you to describe your activities.

Underneath the indicator

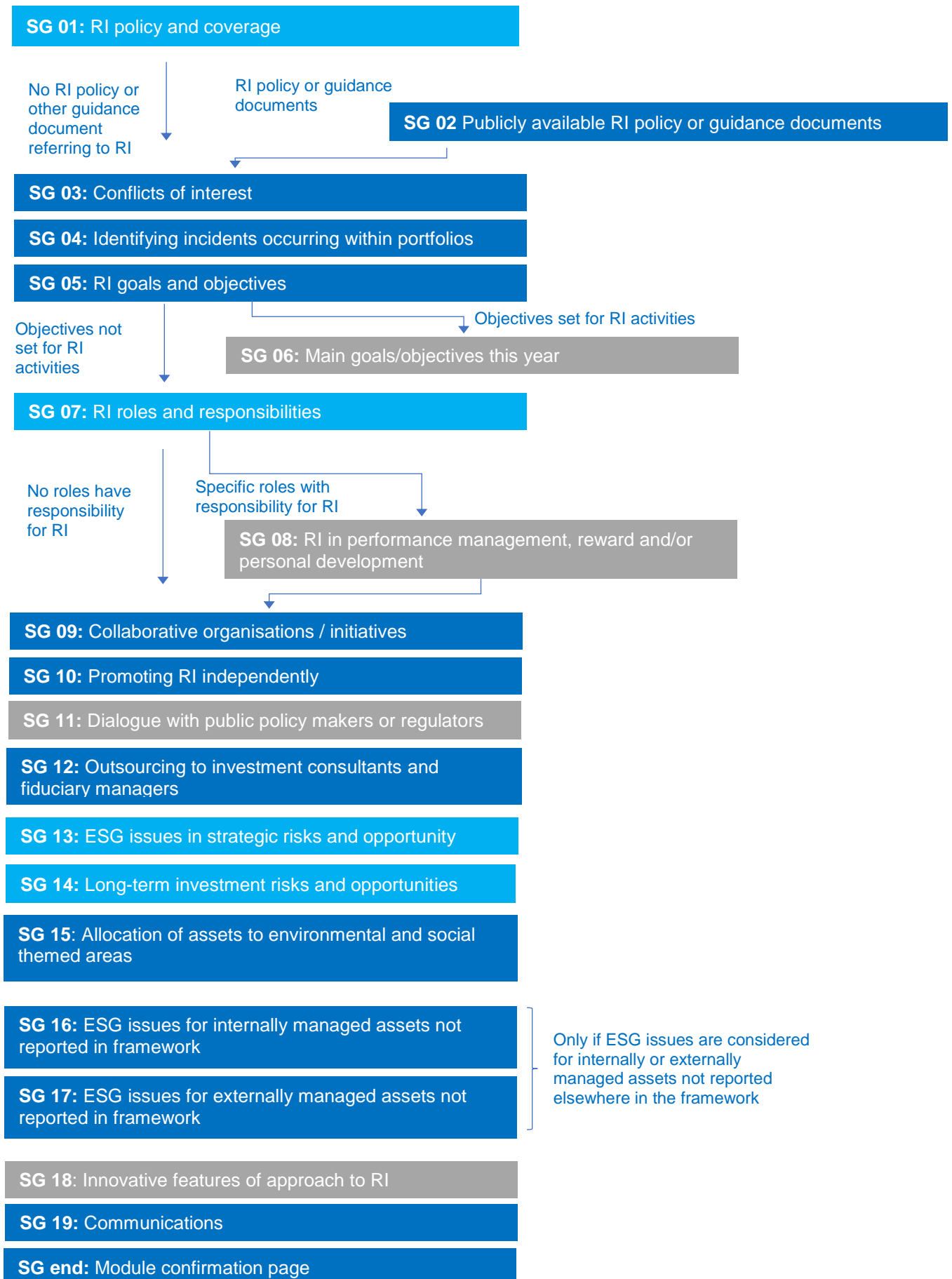
Underneath the indicator, you can find explanatory notes and definitions which contain important information for interpreting and completing the indicators. Read the logic box to make sure an indicator is applicable to you.

xxx 01	EXPLANATORY NOTES
xxx 01.1	This provides guidance on how to interpret the sub-indicators, including examples of what can be reported.
xxx 01.2	
LOGIC	
xxx 01	This explains when this indicator is applicable and/or if it has an impact on subsequent indicators. If there is no logic box, the indicator is always applicable and does not affect other indicators.
ASSESSMENT	
xxx 01	This provides a brief overview of the pilot assessment approach for this indicator.
DEFINITIONS	
xxx 01	Specific terms that are used in the indicator are defined here.

Table of Contents

Understanding this document	2
Pathways through the module	4
Preface	5
The TCFD recommendations mapped against the PRI Reporting Framework	5
Climate-related disclosure indicators	6

Pathways through the module



Preface

The purpose of the Financial Stability Board's Task Force on Climate-related Financial Disclosures (TCFD) was to develop a set of recommendations that outlined consistent and reliable disclosures on climate-related financial risks, thereby providing investors, lenders, insurers and other stakeholders with information necessary to manage these risks and opportunities.

To support investors in making the recommended disclosures and demonstrating their relevant activity, the PRI has integrated new climate-related indicators based on the TCFD recommendations into the 2019 Reporting Framework. These indicators will be voluntary to report and voluntary to disclose and will not be assessed. Responses will be accessible in the form of a stand-alone climate transparency report that will assist your organisation in aligning with the TCFD recommendations.

The TCFD recommendations mapped against the PRI Reporting Framework

TCFD RECOMMENDATION	RELEVANT PRI INDICATOR
Governance	
a) Describe the board's oversight of climate-related risks and opportunities.	SG 7.5 CC SG 7.6 CC
b) Describe management's role in assessing and managing climate-related risks and opportunities.	SG 7.5 CC SG 7.7 CC
Strategy	
a) Describe the climate-related risks and opportunities the organisation has identified over the short, medium and long term.	SG 1.6 CC SG 1.8 CC
b) Describe the impact of climate-related risks and opportunities on the organisation's businesses, strategy and financial planning.	SG 1.6 CC
c) Describe the resilience of the organisation's strategy, taking into consideration different climate-related scenarios, including a 2°C or lower scenario.	SG 13.1
Risk Management	
a) Describe the organisation's processes for identifying and assessing climate-related risks.	SG 14.8 CC SG 14.9 CC
b) Describe the organisation's processes for managing climate-related risks.	SG 14.8 CC
c) Describe how processes for identifying, assessing and managing climate-related risks are integrated into the organisation's overall risk management.	SG 14.8 CC
Metrics and Targets	
a) Disclose the metrics used by the organisation to assess climate-related risks and opportunities in line with its strategy and risk management process.	SG 14.6 CC
b) Disclose Scope 1, Scope 2 and, if appropriate, Scope 3 greenhouse gas (GHG) emissions, and the related risks.	SG 14.6 CC
c) Describe the targets used by the organisation to manage climate-related risks and opportunities, and the performance against the targets.	SG 14.7 CC

To view a detailed summary of changes to the modules, please click [here](#).

For any word limit in the module, please click [here](#).

SECTION

Climate-related disclosure indicators

SG 01 CC	Indicator status VOLUNTARY	Purpose DESCRIPTIVE	Principle GENERAL
-----------------	-------------------------------	------------------------	----------------------

	CLIMATE-RELATED DISCLOSURE INDICATOR	
SG 01.6 CC	Indicate the climate-related risks and opportunities that have been identified and factored into the investment strategies and products, within the organisation's investment time horizon. Free text [500 words]	
SG 01.7 CC	Indicate whether the organisation has assessed the likelihood and impact of these climate risks? <input type="radio"/> Yes <input type="radio"/> No	
SG 01.8 CC	Indicate the associated timescales linked to these risks and opportunities. Free text [500 words]	
SG 01.9 CC	Indicate whether the organisation publicly supports the TCFD? <input type="radio"/> Yes <input type="radio"/> No, Explain the rationale; [200 words]	
SG 01.10 CC	Indicate whether there is an organisation-wide strategy in place to identify and manage material climate-related risks and opportunities. <input type="radio"/> Yes, Describe; [500 words] <input type="radio"/> No	
SG 01.11 CC	Describe how and over what time frame the organisation will implement an organisation-wide strategy that manages climate-related risks and opportunities. Free text [500 words]	
SG 01.12 CC	Indicate the documents and/or communications the organisation uses to publish TCFD disclosures. <input type="checkbox"/> Public PRI Climate Transparency Report <input type="checkbox"/> Annual financial filings <input type="checkbox"/> Regular client reporting <input type="checkbox"/> Member communications <input type="checkbox"/> Other (specify): _____	

SG 01 CC	CLIMATE-RELATED DISCLOSURE EXPLANATORY NOTES
SG 01 CC	<p>This indicator provides signatories with an opportunity to outline their overall approach to climate-related risks and is aligned with the Recommendations of the Task Force on Climate-related Financial Disclosures (Area: Strategy).</p> <p>Note: The Task Force recommendations relate to climate-related risks and opportunities that are most pertinent to the organisation’s business activities, and, therefore, reporting should be reflective of this. See Table 1 (p. 10) of the Recommendations of the Task Force on Climate-related Financial Disclosures.</p> <p>What are the TCFD recommendations?</p> <p>The Financial Standards Board (FSB) Taskforce on Climate-Related Financial Disclosure (TCFD) recommendations provide a common international framework for companies and investors to translate information about climate change into financial metrics.</p> <p>What does the TCFD recommend? A voluntary series of recommendations clustered under four categories: governance, strategy, risk management and metrics.</p> <p>Whom the recommendations are for? Both companies and investors. The TCFD considers investors to be both users and the issuers of climate-related disclosures.</p> <p>Where should the disclosures take place? In companies’ and investors’ regular financial filings (filings (e.g., annual report or periodic client reporting)).</p> <p>To find out more on how your peers have responded on this practice, view our analysis in the climate change interactive snapshot report available on the Data Portal and the PRI website.</p>
SG 01.6 CC	<p>Within the organisation’s current investment time horizon, provide details on the climate-related risks and opportunities that your organisation has identified and factored into its investment strategy and products. In addition, please indicate the organisation’s investment time horizon.</p> <p>You may wish to provide further detail on the climate-related risks and opportunities linked to investment portfolios, asset classes, sectors and regions.</p>
SG 01.8 CC	<p>This indicator allows you to identify the time horizons linked to the climate-related risks and opportunities that the organisation has identified.</p> <p>Please indicate what timescale is relevant for each of the risks and opportunities identified by the organisation.</p> <p>You may like to include details on how the organisation assessed and determined the impact and likelihood of these risks.</p>
SG 01.9 CC	<p>This indicator considers the phrase ‘publicly supports the TCFD recommendations’ to mean that your organisation has publicly endorsed the TCFD recommendations.</p> <p>For example, you may be listed as an official supporter of the TCFD, you may have published documents/reports that state your support, or you may report <u>publicly</u> on the climate-related indicators through the PRI.</p>
SG 01.10 CC	<p>Provide further information on your organisation-wide strategy currently in place, detailing the process of identifying and managing material climate-related risks and opportunities.</p> <p>You may also wish to provide details on some of these risks and opportunities that have been identified over the short, medium and long-term.</p>

<p>SG 01.11 CC</p>	<p>Implementation of the TCFD recommendations is likely to occur over a multi-year period.</p> <p>This indicator allows you to detail the time frame and associated processes involved in implementing the recommendations within your organisation's organisations investment strategies, processes and activities.</p> <p>You may wish to use the following stages, as noted in the PRI's Asset Owner Guide to TCFD, to guide your response.</p> <p>1) Getting started and establishing processes (year one)</p> <ul style="list-style-type: none"> • Become familiar with the TCFD recommendations • Investigate business cases for TCFD and the approaches of peers • Establish board-level oversight and an internal climate-risk management process • Request that the CIO, consultants and managers consider climate-related risks • Establish an implementation and monitoring plan • Disclose strategy and governance approaches in the PRI's climate-risk indicators and/or annual report <p>2) In-depth assessment of potential portfolio exposure (year two)</p> <ul style="list-style-type: none"> • Analyse portfolio holdings • Engage/assess the organisation's managers • Identify climate-scenario analyses, and consider where the concentrations of risk are likely to be and how they may affect the performance of investment portfolios over time • Identify and, where possible, disclose useful metrics for assessing climate-related risks and opportunities • Incorporate climate risk into risk identification and assessment processes • Updated disclosure in the PRI's climate-risk indicators and/or the organisation's annual report <p>3) Full integration with the risk management strategy (year three)</p> <ul style="list-style-type: none"> • Full integration of TCFD recommendations within investment risk-identification and assessment processes • Integrate climate-scenario planning and disclose. Disclose how the organisation is integrating scenarios into its investment process • Expand sector coverage (where applicable) • Identify responses, including engagement and a tilt towards climate solutions • Report and reassess annually or at regular intervals
<p>SG 01.12 CC</p>	<p>This indicator provides you with an opportunity to indicate where the organisation's full or partial TCFD-aligned disclosures are available.</p> <p>We consider 'publishing' in this context to mean that the information is available to clients/beneficiaries/trustees and/or the public.</p>
<p>LOGIC</p>	
<p>SG 01 CC</p>	<p>[SG 01.8 CC] will be applicable if "Yes" is selected in [SG 01.7 CC].</p> <p>[SG 01.11 CC] will be applicable if "No" is selected in [SG 01.10 CC].</p>

SG 07 CC	Indicator status VOLUNTARY	Purpose DESCRIPTIVE	Principle GENERAL
----------	-------------------------------	------------------------	----------------------

CLIMATE-RELATED DISCLOSURE INDICATOR				
SG 07.5 CC	Indicate the roles in the organisation that have oversight, accountability and/or management responsibilities for climate-related issues.			
	Roles present in the organisation	Oversight/ accountability for climate-related issues	Assessment and management of climate-related issues	No responsibility for climate-related issues
	Board members or trustees	<input type="checkbox"/>	<input type="checkbox"/>	<input type="checkbox"/>
	Chief Executive Officer (CEO), Chief Investment Officer (CIO), Chief Risk Officer (CRO), Investment Committee	<input type="checkbox"/>	<input type="checkbox"/>	<input type="checkbox"/>
	Other chief-level staff or heads of departments	<input type="checkbox"/>	<input type="checkbox"/>	<input type="checkbox"/>
	Portfolio managers	<input type="checkbox"/>	<input type="checkbox"/>	<input type="checkbox"/>
	Investment analysts	<input type="checkbox"/>	<input type="checkbox"/>	<input type="checkbox"/>
	Dedicated responsible investment staff	<input type="checkbox"/>	<input type="checkbox"/>	<input type="checkbox"/>
	Investor relations	<input type="checkbox"/>	<input type="checkbox"/>	<input type="checkbox"/>
	External managers or service providers	<input type="checkbox"/>	<input type="checkbox"/>	<input type="checkbox"/>
	Other role, specify (1) _____	<input type="checkbox"/>	<input type="checkbox"/>	<input type="checkbox"/>
Other role, specify (2) _____	<input type="checkbox"/>	<input type="checkbox"/>	<input type="checkbox"/>	
SG 07.6 CC	For board-level roles that have climate-related issue oversight/accountability or implementation responsibilities, indicate how these responsibilities are executed.			
	Free text [500 words]			
SG 07.7 CC	For management-level roles that assess and manage climate-related issues , provide further information on the structure and processes involved.			
	Free text [500 words]			
	Indicate how the organisation engages external investment managers on the TCFD			

SG 07.8 CC	recommendations and their implementation.
	<input type="checkbox"/> Incorporation of TCFD into Annual Report <input type="checkbox"/> Incorporation of TCFD into regular client reporting <input type="checkbox"/> Request that investment managers complete PRI climate indicators <input type="checkbox"/> Request responses to TCFD Fund Manager questions in the PRI Asset Owner Guide

SG 07 CC	EXPLANATORY NOTES
SG 07 CC	<p>This indicator is aligned with the Recommendations of the Task Force on Climate-related Financial Disclosures (Area: Governance).</p> <p>To find out more on how your peers have responded on this practice, view our analysis in the climate change interactive snapshot report available on the Data Portal and the PRI website.</p>
SG 07.6 CC	<p>Provide details on how oversight/accountability and/or implementation responsibilities for climate-related issues are executed by board members.</p> <p>Information may include:</p> <ul style="list-style-type: none"> Processes and frequency with which the board/committees are informed about climate-related issues How climate-related issues are considered when reviewing and guiding decision making How the board/committees monitor and oversee progress on climate-related targets and goals
SG 07.7 CC	<p>Provide details on the processes and structures used by management to assess and manage climate-related issues.</p> <p>Information may include:</p> <ul style="list-style-type: none"> A description of the associated organisational structure(s) Whether management reports to the board or to a committee of the board The process by which management is informed about climate-related issues How management (through specific positions and/or management committees) monitors climate-related issues
SG 07.8 CC	<p>For further information and access to the TCFD Fund Manager questions referenced in this indicator, please see the PRI's Guide for Asset Owners.</p>
LOGIC	
SG 07 CC	<p>[SG 07.5 CC] options will be auto-filled based on the roles that have been reported as existing within your organisation in [SG 07.1].</p> <p>[SG 07.6 CC] will be applicable if "Board members or trustees" have climate-related oversight and/or implementation responsibilities, as reported in [SG 07.5 CC].</p> <p>[SG 07.7 CC] will be applicable if chief-level staff have climate-related oversight and/or implementation responsibilities, as reported in [SG 07.5 CC].</p> <p>[SG 07.8 CC] will be applicable if externally managed assets are reported in [OO 05.1].</p>

SG 07 CC	CLIMATE-RELATED DISCLOSURE INDICATOR DEFINITIONS
Management-level roles	According to the FSB Taskforce on Climate-related Financial Disclosure, 'management-level roles' refers to positions which an organisation views as executive or senior management positions, and which are generally separate from the board.

SG 13 CC	Indicator status VOLUNTARY	Purpose DESCRIPTIVE	Principle GENERAL
----------	-------------------------------	------------------------	----------------------

CLIMATE-RELATED DISCLOSURE INDICATOR	
SG 13.1	Indicate whether the organisation carries out scenario analysis and/or modelling, and if it does, provide a description of the scenario analysis (by asset class, sector, strategic asset allocation, etc.).
	<input type="checkbox"/> Yes, in order to assess future ESG factors Describe [50 words] _____
	<input type="checkbox"/> Yes, in order to assess future climate-related risks and opportunities Describe [50 words] _____ <input type="checkbox"/> No, our organisation does not currently carry out scenario analysis and/or modelling
SG 13.4 CC	Describe how your organisation is using scenario analysis to manage climate-related risks and opportunities, including how the analysis has been interpreted, its results, and any future plans.
	<input type="checkbox"/> Initial assessment Describe [Free text; 500 words]
	<input type="checkbox"/> Incorporation into investment analysis Describe [Free text; 500 words]
	<input type="checkbox"/> Inform active ownership Describe [Free text; 500 words]
	<input type="checkbox"/> Other (specify): _____ Describe [Free text; 500 words]
SG 13.5 CC	Indicate who uses this analysis.
	<input type="checkbox"/> Board members, trustees, C-level roles, Investment Committee
	<input type="checkbox"/> Portfolio managers
	<input type="checkbox"/> Dedicated responsible investment staff
	<input type="checkbox"/> External managers
	<input type="checkbox"/> Investment consultants/actuaries
<input type="checkbox"/> Other; specify _____	
SG 13.6CC	Indicate whether your organisation has evaluated the potential impact of climate-related risks, beyond the investment time horizon, on its investment strategy.
	<input type="radio"/> Yes. Describe Free text [500 words] <table border="1" style="display: inline-table; vertical-align: top; margin-left: 20px;"> <tr> <td> <input type="radio"/> No. Please explain the rationale Free text [500 words] </td> </tr> </table>
<input type="radio"/> No. Please explain the rationale Free text [500 words]	
SG 13.7 CC	Indicate whether a range of climate scenarios is used.
	<input type="radio"/> Yes, including an analysis based on a 2°C or lower scenario
	<input type="radio"/> Yes, but not including an analysis based on a 2°C or lower scenario
	<input type="radio"/> No, a range is not used

Indicate the climate scenarios your organisation uses.		
Provider	Scenario Name	Scenario used
<i>Energy transition scenarios</i>		
IEA	Beyond 2 Degrees Scenario (B2DS)	<input type="checkbox"/>
	Energy Technology Perspectives (ETP) 2 Degrees scenario	<input type="checkbox"/>
	Sustainable Development Scenario (SDS)	<input type="checkbox"/>
	New Policy Scenario (NPS)	<input type="checkbox"/>
	Current Policy Scenario (CPS)	<input type="checkbox"/>
IRENA	RE Map	<input type="checkbox"/>
Greenpeace	Advanced Energy [R]evolution	<input type="checkbox"/>
Institute for Sustainable Development	Deep Decarbonisation Pathway Project (DDPP)	<input type="checkbox"/>
Bloomberg	BNEF reference scenario	<input type="checkbox"/>
<i>Physical climate scenarios</i>		
IPCC	Representative Concentration Pathway (RCP) 8.5	<input type="checkbox"/>
	RPC 6	<input type="checkbox"/>
	RPC 4.5	<input type="checkbox"/>
	RPC 2.6	<input type="checkbox"/>
<i>Other</i>		
Other	Other (1); specify: _____	<input type="checkbox"/>
	Other (2); specify: _____	<input type="checkbox"/>
	Other (3); specify: _____	<input type="checkbox"/>

SG 13	EXPLANATORY NOTES
SG 13	<p>This indicator is aligned with the Recommendations of the Task Force on Climate-related Financial Disclosures (Area: Strategy).</p> <p>To find out more on how your peers have responded on this practice, view our analysis in the climate change interactive snapshot report available on the Data Portal and the PRI website.</p>
SG 13.1	<p>Scenario analysis that incorporates factors representing the investment impact of future trends, including their risk profile at a portfolio level. For example, resource scarcity, technological developments.</p> <p>For many investors, the most significant effects of climate change are likely to arise over the medium to long term, with their timing and magnitude remaining uncertain. This makes it challenging to understand the implications from an investment perspective. Scenario analysis is a useful tool for companies and investors to understand the strategic implications of climate-related risks and opportunities. More industry work is needed on scenarios, particularly reference scenarios.</p> <p>The difference between ‘ESG factors’ and ‘climate-related risks and opportunities’: in this indicator, ‘climate-related risks and opportunities’ refers to the real and potential impact of climate change, including physical and transitional risks and the resulting opportunities. Refer to Appendix 1 of Implementing the Recommendations of the Task Force on Climate-related Financial Disclosures.</p>
SG 13.4 CC	<p>Climate-related scenario analysis can be used to guide and improve an organisation’s ability to make investment decisions, specifically the initial assessment of a potential investment can be incorporated into an investment analysis and/or inform active ownership activities.</p> <p>Further, this indicator allows you to provide further details on how the analysis has been interpreted, the results of its application, and any future plans with regards to scenario analysis.</p>
SG 13.6 CC	<p>This indicator allows you to describe whether your organisation evaluates the impact of climate-related risks that may be relevant beyond the organisation’s identified investment time horizon.</p> <p>Where any risks have been evaluated, describe these risks, and highlight the associated time scales.</p>
SG 13.7 CC	<p>Option ‘Analysis of a 2°C or lower scenario’ relates to the transition to a lower-carbon economy consistent with a 2°C or lower scenario.</p>
SG 13.8 CC	<p>Further guidance provided by the FSB Task Force includes a supplementary technical guide on The Use of Scenario Analysis in Disclosure of Climate-Related Risks and Opportunities. Specifically, information on a number of scenarios is available on page 17 of this guide.</p> <p>A directory of climate-scenario tools developed by service providers is available here. The PRI is publicly supporting a number of tools and initiatives:</p> <ul style="list-style-type: none"> ▪ The Paris Agreement Capital Transition Assessment (PACTA) tool, which provides portfolio-level analysis of transition risks for listed risk in equities and corporate bonds, and which uses asset-level data. ▪ The Transition Pathway Initiative (TPI) — sector-level analysis of companies’ management of carbon emissions and their alignment with the Paris Agreement. The TPI uses company-disclosed data. ▪ 2 Degrees of Separation — company and sector-level analysis of the oil and gas sector, using asset-level data
LOGIC	
SG 13 CC	<p>[SG 13.4 CC – 8 CC] are applicable if “Yes, in order to assess future climate-related risks and opportunities”. is selected in [SG 13.1]</p>

SG 14	Indicator status VOLUNTARY	Purpose DESCRIPTIVE	Principle GENERAL
-------	-------------------------------	------------------------	----------------------

CLIMATE-RELATED DISCLOSURE INDICATOR											
SG 14.1	<p>Some investment risks and opportunities arise as a result of long-term trends. Indicate which of the following are considered.</p> <ul style="list-style-type: none"> <input type="checkbox"/> Changing demographics <input type="checkbox"/> Climate change <input type="checkbox"/> Resource scarcity <input type="checkbox"/> Technological developments <input type="checkbox"/> Other, specify (1) _____ <input type="checkbox"/> Other, specify (2) _____ <input type="checkbox"/> None of the above, please explain why not [Free text; 200 words] _____ 										
SG 14.3	<p>Indicate which of the following tools your organisation uses to manage climate-related risks and opportunities.</p> <ul style="list-style-type: none"> <input type="checkbox"/> Scenario analysis <input type="checkbox"/> Disclosures on emissions risks to clients/trustees/management/beneficiaries <input type="checkbox"/> Climate-related targets <input type="checkbox"/> Encouraging internal and/or external portfolio managers to monitor emissions risks <input type="checkbox"/> Emissions-risk monitoring and reporting are formalised into contracts when appointing managers <input type="checkbox"/> Weighted average carbon intensity <input type="checkbox"/> Carbon footprint (scope 1 and 2) <input type="checkbox"/> Portfolio carbon footprint <input type="checkbox"/> Total carbon emissions <input type="checkbox"/> Carbon intensity <input type="checkbox"/> Exposure to carbon-related assets <input type="checkbox"/> Other emissions metrics <input type="checkbox"/> Other, specify _____ <input type="checkbox"/> None of the above, please explain why not _____ 										
SG 14.6 CC	<p>Provide further details on the key metric(s) used to assess climate-related risks and opportunities.</p> <table border="1" style="width: 100%; border-collapse: collapse;"> <thead> <tr> <th style="width: 25%;">Metric Type</th> <th style="width: 25%;">Coverage</th> <th style="width: 25%;">Purpose</th> <th style="width: 10%;">Metric Unit</th> <th style="width: 15%;">Methodology</th> </tr> </thead> <tbody> <tr> <td>Autofill from CC selections in [SG 14.4]</td> <td> Dropdown options - All assets - Majority of </td> <td></td> <td></td> <td></td> </tr> </tbody> </table>	Metric Type	Coverage	Purpose	Metric Unit	Methodology	Autofill from CC selections in [SG 14.4]	Dropdown options - All assets - Majority of			
Metric Type	Coverage	Purpose	Metric Unit	Methodology							
Autofill from CC selections in [SG 14.4]	Dropdown options - All assets - Majority of										

		assets - Minority of assets			
	[Same as above]	[Same as above]			
	[Same as above]	[Same as above]			
	[Same as above]	[Same as above]			
	[Same as above]	[Same as above]			
SG 14.7 CC	Describe in further detail the key targets.				
	Target type	Timeframe	Description	Attachments	
	<i>(Absolute / Intensity based dropdown)</i>				
	[Same as above]				
	[Same as above]				
	[Same as above]				
	[Same as above]				
SG 14.8 CC	Indicate whether climate-related risks are integrated into overall risk management and explain the risk-risk management processes used for identifying, assessing and managing climate-related risks.				
	<input type="radio"/> Processes for climate-related risks are integrated into overall risk management (please describe) <i>Free text [500 words]</i> <input type="radio"/> Processes for climate-related risks are not integrated into overall risk management (please describe) <i>Free text [500 words]</i>				
SG 14.9 CC	Indicate whether your organisation undertakes active ownership activities to encourage TCFD adoption.				
	<input type="radio"/> Yes (please describe). <i>Free text [500 words]</i> <input type="radio"/> No, we do not engage in active ownership activities.				

SG 14	DEFINITIONS
Weighted Average Carbon Intensity	Portfolio's exposure to carbon-intensive companies, expressed in tonnes CO2e / \$M revenue. <i>Metric recommended by the FSB Task Force.</i>
Carbon Intensity	Volume of carbon emissions per million dollars of revenue (carbon efficiency of a portfolio), expressed in tonnes CO2e / \$M revenue.
Total Carbon Emissions	The absolute greenhouse gas emissions associated with a portfolio, expressed in tonnes CO2e.
(Portfolio) Carbon Footprint	Total carbon emissions of a portfolio, normalised by the market value of the portfolio, expressed in tonnes CO2e / \$M invested.
Exposure to Carbon-Related Assets	The amount or percentage of carbon-related assets in the portfolio, expressed in \$M or as a percentage of the current portfolio value.

	EXPLANATORY NOTES
SG 14	<p>This indicator is aligned with the Recommendations of the Task Force on Climate-related Financial Disclosures (Area: Risk Management, Metrics and Targets).</p> <p>To find out more on how your peers have responded on this practice, view our analysis in the climate change interactive snapshot report available on the Data Portal and the PRI website.</p>
SG 14.4	<p>Activities to measure and reduce the organisation's own carbon footprint should not be described here, unless they refer to buildings which the organisation occupies and reports on as part of a directly managed property portfolio.</p>
SG 14.6 CC	<p>Provide details on the key metrics used to measure and manage climate-related risks and opportunities.</p> <p>Metrics should be provided for historical periods and should cover the greater proportion of the organisation's AUM. You can provide up to five entries.</p> <p>In the appropriate columns, please provide the following details;</p> <p><i>Metric Type</i></p> <p>This information is auto-filled from response in [SG 14.4].</p> <p><i>Coverage</i></p> <ul style="list-style-type: none"> Indicate whether the metric is applicable to a minority, to a majority or to all the assets under management. <p><i>Purpose</i></p> <p>Describe how the metric is used, e.g., inform investment decisions, monitoring. You may wish to include:</p> <ul style="list-style-type: none"> whether and how related performance metrics are incorporated into remuneration policies. <p><i>Metric Unit</i></p> <p>Indicate the unit of measurement used, e.g., USD per tonne of carbon.</p> <p><i>Methodology</i></p> <p>You may wish to include information that covers the following:</p>

	<ul style="list-style-type: none"> • the methodology used to calculate or estimate figures of the key metric identified; • how this metric has trended, detailing any changes that have occurred over time; • whether this metric information is shared with clients/beneficiaries; • if relevant, indicate any weaknesses or limitations with the metric.
<p>SG 14.7 CC</p>	<p>In the appropriate columns, please provide the following details:</p> <p><i>Targets</i></p> <p>An absolute target considers the total reduction in emissions over a period, for example, to reduce emissions by a number of tonnes of CO_{2e}.</p> <p>In comparison, an intensity target considers the reduction in emissions relative to a measurement of business activity, for example, reducing emissions by a number of tonnes of CO_{2e} per unit of revenue.</p> <p><i>Timeframe</i></p> <p>Indicate the timeframes for each target.</p> <p><i>Description</i></p> <p>Provide a description of the target, including information on the following:</p> <ul style="list-style-type: none"> • any key performance indicators used to assess progress against defined targets; • the methodology used to calculate the targets (ensure. Ensure that the target denominator is included); • any anticipated regulatory requirements, market constraints or other goals that may inform the targets; <p>If relevant, indicate any weaknesses or limitations with the target and/or its methodology that have been identified. The PRI acknowledges that more industry work is needed on metrics. It is for this reason that the indicator provides the opportunity to report on several metrics and to give further context on each metric.</p> <p>To find out more on how your peers have responded on this practice, view our analysis and visualisation in the climate change interactive snapshot report available on the Data Portal and the PRI website.</p>
<p>SG 14.8 CC</p>	<p>Describe how your organisation’s processes for identifying, assessing and managing climate-related risks are integrated into overall risk management systems. You may include details on the following:</p> <ul style="list-style-type: none"> • how the significance of climate-related risks in relation to other risks is determined • whether the issue of materiality has been assessed in relation to identified climate-related risks. • Whether existing and emerging regulatory requirements related to climate change are considered. • a description of the processes used for assessing the potential size and scope of identified climate-related risks • definitions of risk terminology used, or references to existing risk classification frameworks used • how decisions to mitigate, transfer, accept and/or control climate-related risks are made in managing processes • How the issue of materiality has been assessed and informed

<p>SG 14.9 CC</p>	<p>Describe any engagement activities with investee companies that aim to encourage better disclosure and practices that relate to climate-related risks, with the goal of improving data availability and enabling an enhanced ability to access and assess climate-related risks.</p> <p>Investment Managers</p> <p>You may wish to include a description of how material climate-related risks for each product or investment strategy are identified and assessed.</p> <p>To find out more on how your peers have responded on this practice, view our analysis and visualisation in the climate change interactive snapshot report available on the Data Portal and the PRI website.</p>
<p>LOGIC</p>	
<p>SG 14</p>	<p>[SG 14.6 CC] will be applicable if at least one of the following options is selected in [SG 14.3];</p> <ul style="list-style-type: none"> • Climate-related targets • Weighted average carbon intensity • Carbon footprint • Portfolio carbon footprint • Total carbon emissions • Carbon intensity • Exposure to carbon-related assets • Other emissions metrics <p>[SG 14.7 CC] will be applicable if “Climate-related targets” is reported in [SG 14.3].</p> <p>[SG 14.9 CC] will be applicable if listed equity or fixed income assets are reported in [OO 05.1].</p>