

PLENARY SESSION 5 – FOCUSING ON DRR STRATEGIES

TARGET E

Substantially increase the number of countries with national and local disaster risk reduction strategies by 2020

Launch of the Sendai Framework Monitoring Process

7 December 2017, UN Campus Bonn

Ritsuko Yamazaki-Honda (honda@un.org)

United Nations Office for Disaster Risk Reduction (UNISDR)

In support of the Sendai Framework
for Disaster Risk Reduction 2015–2030

Global indicators for the Target E

Global target E: Substantially increase the number of countries with national and local disaster risk reduction strategies by 2020.

E-1 Number of countries that adopt and implement national disaster risk reduction strategies in line with the Sendai Framework for Disaster Risk Reduction 2015-2030.

E-2 Percentage of local governments that adopt and implement local disaster risk reduction strategies in line with national strategies.

Information should be provided on the appropriate levels of government below the national level with responsibility for disaster risk reduction.

Disaster risk reduction strategies and policies

[Terminology in the OIEWG Report]

Define goals and objectives across different timescales and with concrete **targets, indicators and time frames**. In line with the Sendai Framework for Disaster Risk Reduction 2015-2030, these should be aimed at **preventing the creation of disaster risk, the reduction of existing risk and the strengthening** of economic, social, health and environmental **resilience**.

Global indicators for the Target E (E-1)

Number of countries

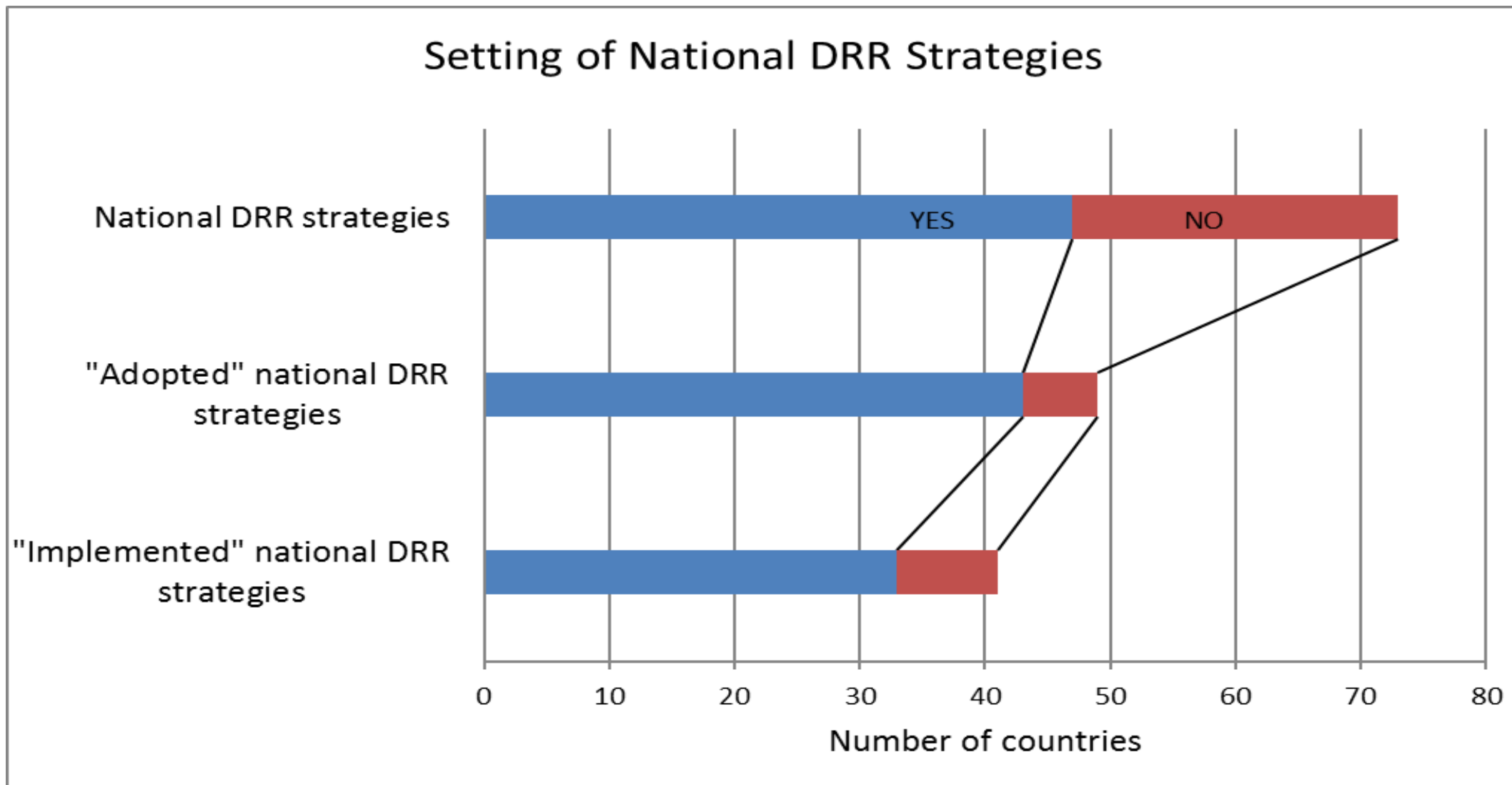
that **adopt and implement**

national disaster risk reduction strategies

in line with the Sendai Framework

for Disaster Risk Reduction 2015-2030.

Adopted and Implemented



Source: Sendai Framework Data Readiness Review (UNISDR 2017)

Global indicators for the Target E (E-1)

Number of countries
that **adopt and implement**
national disaster risk reduction strategies
in line with the Sendai Framework
for Disaster Risk Reduction 2015-2030.

How to measure the alignment



10 Key Elements from the Sendai Framework

- i. Have different timescales, with **targets, indicators and time frames**
- ii. Have aims at **preventing the creation of risk**
- iii. Have aims at **reducing existing risk**
- iv. Have aims at **strengthening economic, social, health and environmental resilience**

(cont.)

10 Key Elements from the Sendai Framework (cont.)

- v. Address the recommendations of **Priority 1, Understanding disaster risk**:
- vi. Address the recommendations of **Priority 2, Strengthening disaster risk governance** to manage disaster risk:
- vii. Address the recommendations of **Priority 3, Investing** in disaster risk reduction **for resilience**:
- viii. Address the recommendations of **Priority 4, Enhancing disaster preparedness** for effective response and to “**Build Back Better**” in recovery, rehabilitation and reconstruction:
- ix. Promote **policy coherence** relevant to disaster risk reduction such as sustainable development, poverty eradication, and climate change, notably with the SDGs the Paris Agreement
- x. Have mechanisms to **follow-up, periodically assess and publicly report on progress**.

How to measure the alignment













5 levels of implementation in each element

- Comprehensive implementation (full score): **1.0**
- Substantial implementation, additional progress required: **0.75**
- Moderate implementation, neither comprehensive nor substantial: **0.50**
- Limited implementation: **0.25**
- No implementation or no existence, **0**

⇒ **Country score = average score of sub-indicators**

Please rate your country's achievement in implementing a national disaster risk reduction strategy based on the 10 core requirements below, 0 being no achievement or existence, and 1.0 comprehensive achievement.

#	CORE REQUIREMENTS	YEAR		
1	Have objectives and measures aimed at reducing existing risk	2016	0  1.0	0.5
		2018		
2	Have objectives and measures aimed at preventing the creation of risk	2016	0  1.0	0.25
		2018		
3	Have objectives and measures aimed at strengthening economic, social, health and environmental resilience	2016	0  1.0	0.75
		2018		
4	Have time frames, targets and indicators	2016	0  1.0	1.0
		2018		
5	Address Priority 1 recommendations and suggestions	2016	0  1.0	0.5
		2018		
6	Address Priority 2 recommendations and suggestions	2016	0  1.0	0
		2018		
7	Address Priority 3 recommendations and suggestions	2016	0  1.0	0.5
		2018		
8	Address Priority 4 recommendations and suggestions	2016	0  1.0	0.5
		2018		
9	Integrated at all levels with development and poverty eradication plans and policy, and notably with the SDGs.	2016	0  1.0	0.5
		2018		
10	Promote coherence, integration and compliance with CC adaptation and mitigation plans, with the Paris Agreement	2016	0  1.0	0.5
		2018		

Global indicators for the Target E (E-2)

Percentage of local governments that adopt and implement local disaster risk reduction strategies in line with national strategies.

Information should be provided on the appropriate levels of government below the national level with responsibility for DRR.

Local Government: Form of sub-national public administration with responsibility for DRR – to be determined by countries for the purposes of monitoring Target E.

E-2 Percentage of local governments that adopt and implement local disaster risk reduction strategies in line with national strategies



2021	2022	Baseline: 2005-15
0.53%		

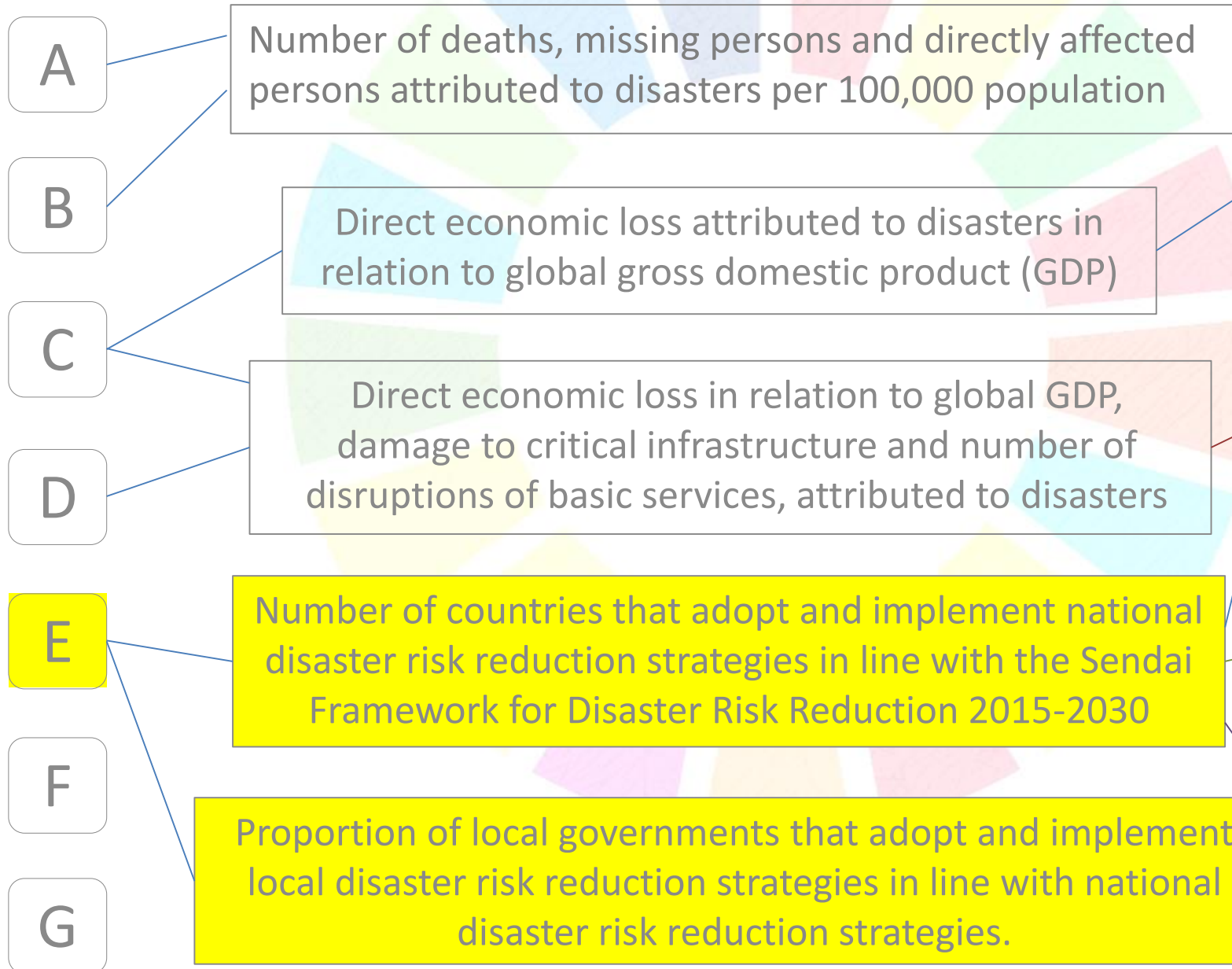


Number of local governments with DRR strategy



	2021	2022
Number of local governments that have adopted local DRR		
Total number of local governments		

Target



Goal / Target



Thanks. Gracias. شكرا
Merci. Спасибо. 謝謝

Ritsuko Yamazaki-Honda

honda@un.org

Sendai Framework Monitoring Unit, Bonn Office,
United Nations Office for Disaster Risk Reduction (UNISDR)