

# 2007 disasters\* in numbers

## Top 10

Natural disasters by number of deaths - 2007

|                            |                  |       |
|----------------------------|------------------|-------|
| Cyclone Sidr, November     | Bangladesh       | 4 234 |
| Flood, July-August         | Bangladesh       | 1 110 |
| Flood, July - September    | India            | 1 103 |
| Flood, August              | Korea, Dem P Rep | 610   |
| Flood, June-July           | China, P Rep     | 535   |
| Earthquake, August         | Peru             | 519   |
| Heat Wave, July            | Hungary          | 500   |
| Cyclone Yemyin, June       | Pakistan         | 242   |
| Flood and landslides, June | Pakistan         | 230   |
| Flood, July                | India            | 225   |

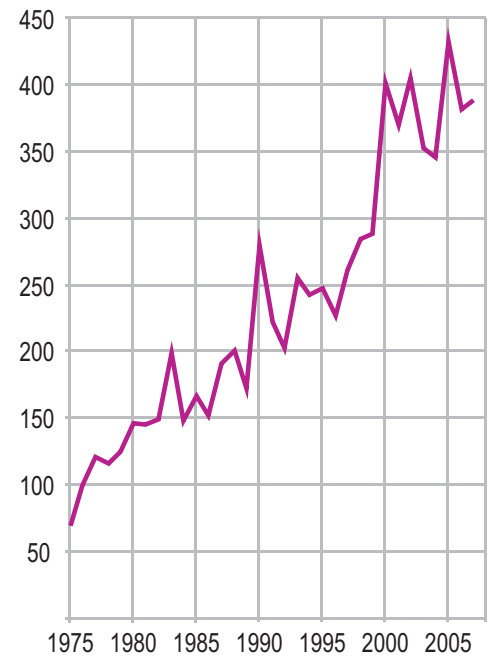
Number of reported natural disasters by country - 2007

|   |    |
|---|----|
| United States   | 22 |
| China, P Rep  | 20 |
| India   | 18 |
| Philippines   | 16 |
| Indonesia   | 15 |
| Pakistan  | 9  |
| Japan   | 8  |
| Mexico, Haiti, Algeria, Afganistan                                | 7  |
| Bulgaria, Romania, Colombia                                       | 6  |
| Mozambique, Brazil, Bangladesh, Dominican Rep, Viet Nam, Thailand | 5  |

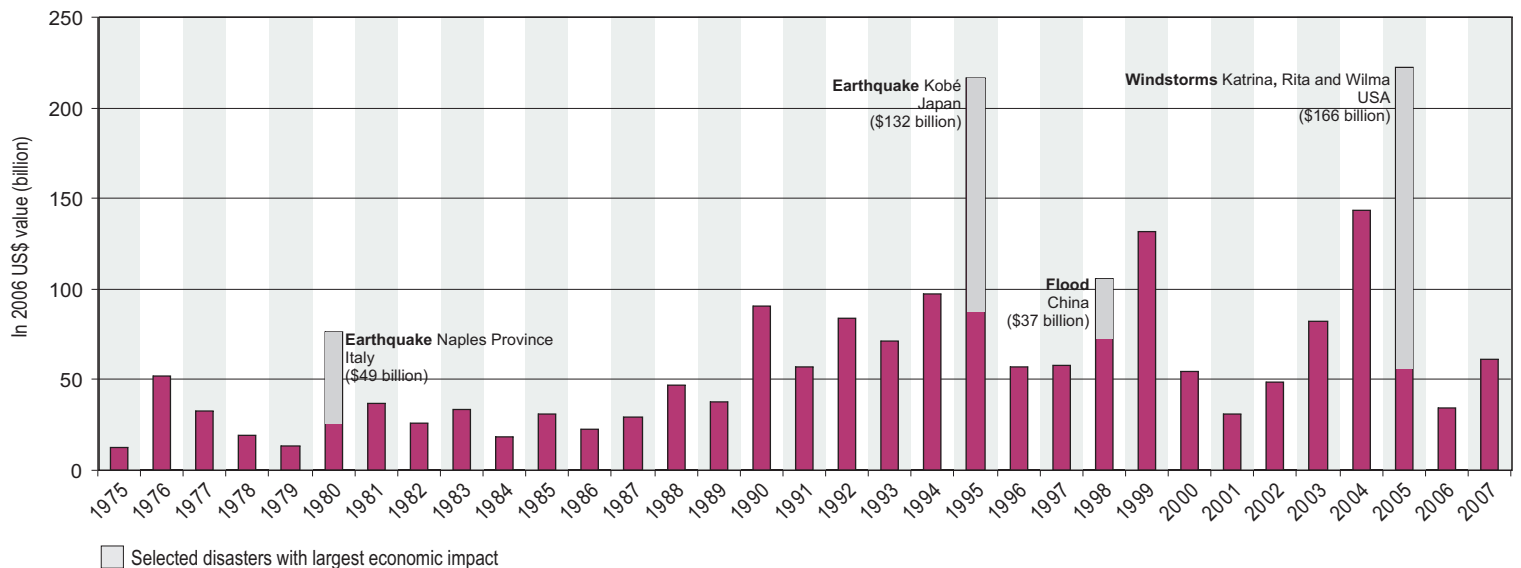
Total killed and affected people by natural disasters per 100,000 inhabitants - 2007

|               |        |
|---------------|--------|
| Macedonia FRY | 49 057 |
| Swaziland     | 36 052 |
| Lesotho       | 23 657 |
| Zimbabwe      | 15 784 |
| Bangladesh    | 14 456 |
| Zambia        | 12 764 |
| Dominica      | 11 177 |
| China, P Rep  | 9 040  |
| Belize        | 6 952  |
| Djibouti      | 5 132  |

Time trend of reported natural disasters<sup>(1)</sup>, 1975-2007



Annual reported economic damages from natural disasters: 1975-2007

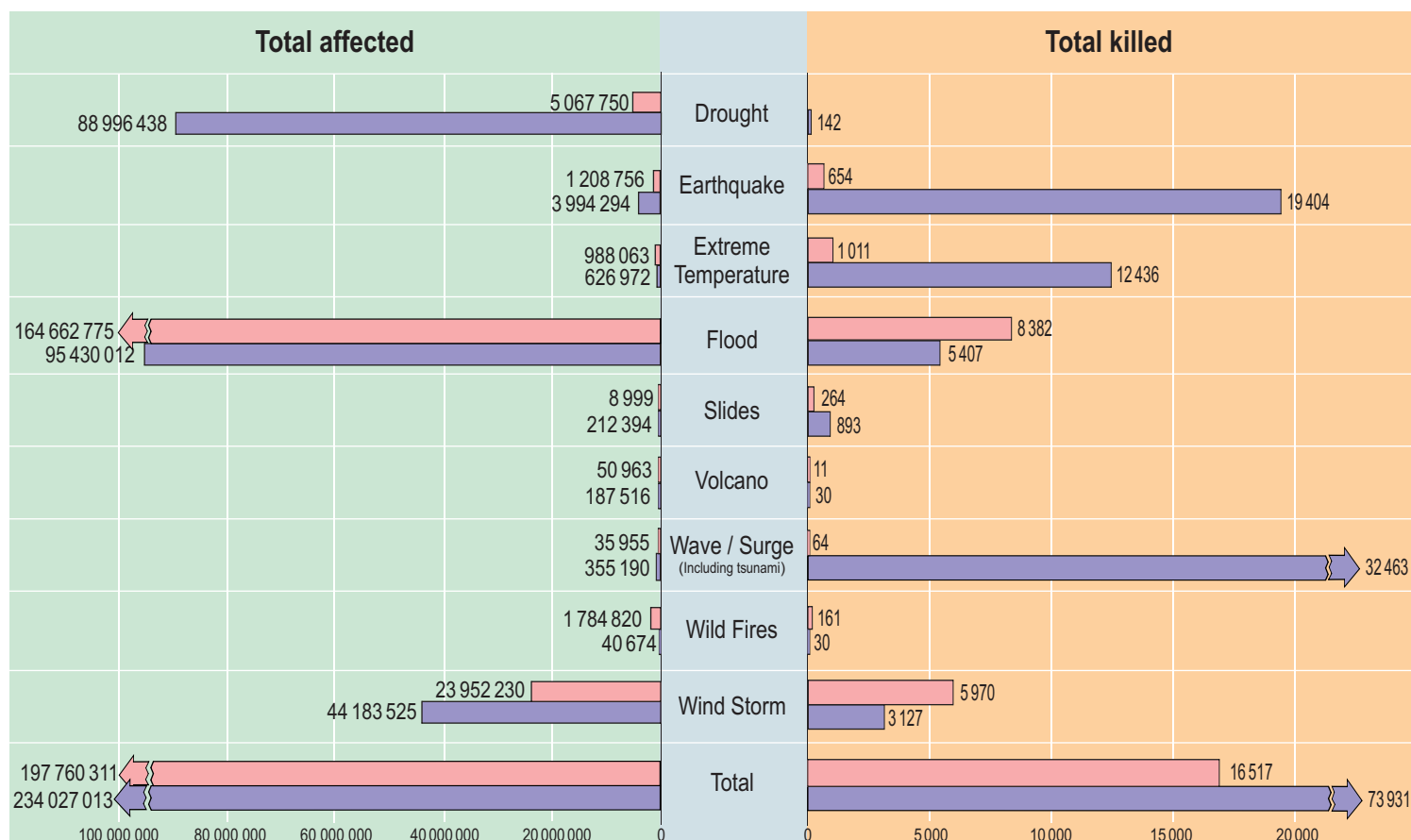


\*: Epidemics and Insect Infestations not included

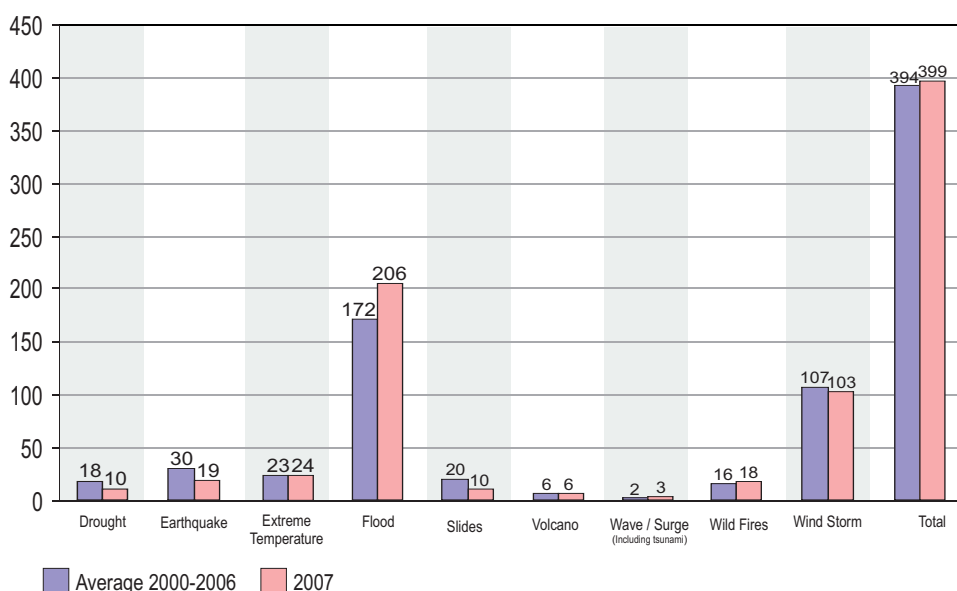
# Comparing present to past

## Human impact by disaster types

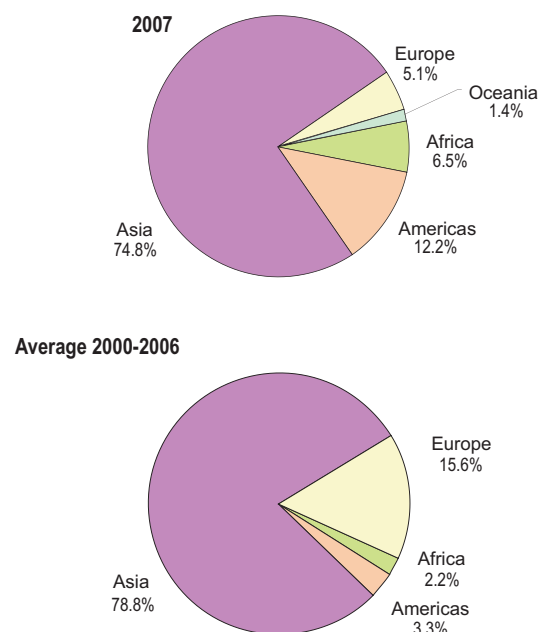
■ Average 2000-2006 ■ 2007



## Natural disaster occurrence by disaster type



## Percentage of people killed by natural disasters by region



International Strategy for Disaster Reduction (UN/ISDR)  
Tel: +41 22 9178908/8907  
isdr@un.org  
www.unisdr.org



Centre for Research on the Epidemiology of Disasters (CRED), Department of Public Health  
Université catholique de Louvain, Belgium  
Tel. +32-2-764-3327  
contact@emdat.be  
www.cred.be

Source of data: EM-DAT: The OFDA/CRED International Disaster Database  
www.emdat.be  
Université catholique de Louvain  
Brussels - Belgium