

# 2005 disasters in numbers

## Top 10

### Natural disasters by number of deaths - 2005

Earthquake, October	Pakistan	73 338
Hurricane Stan, October	Guatemala	1 513
Hurricane Katrina, August	United States	1 322
Earthquake, October	India	1 309
Flood, July	India	1 200
Earthquake, March	Indonesia	915
Flood, June	China, P Rep	771
Earthquake, February	Iran, Islam Rep	612
Measles Epidemic	Nigeria	561
Flood, February	Pakistan	520

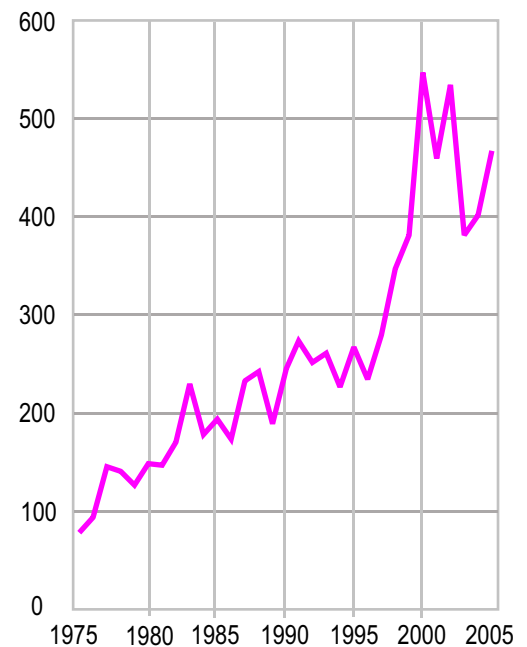
### Countries most hit by natural disasters - 2005

China P Rep	31
India	30
United States	16
Afghanistan	13
Bangladesh	12
Pakistan	11
Vietnam, Indonesia, Romania	10
Iran (Islam Rep), Russia	9
Haiti	8
Mexico, Turkey	7

### Victims (killed and affected) of natural disasters per 100,000 inhabitants - 2005

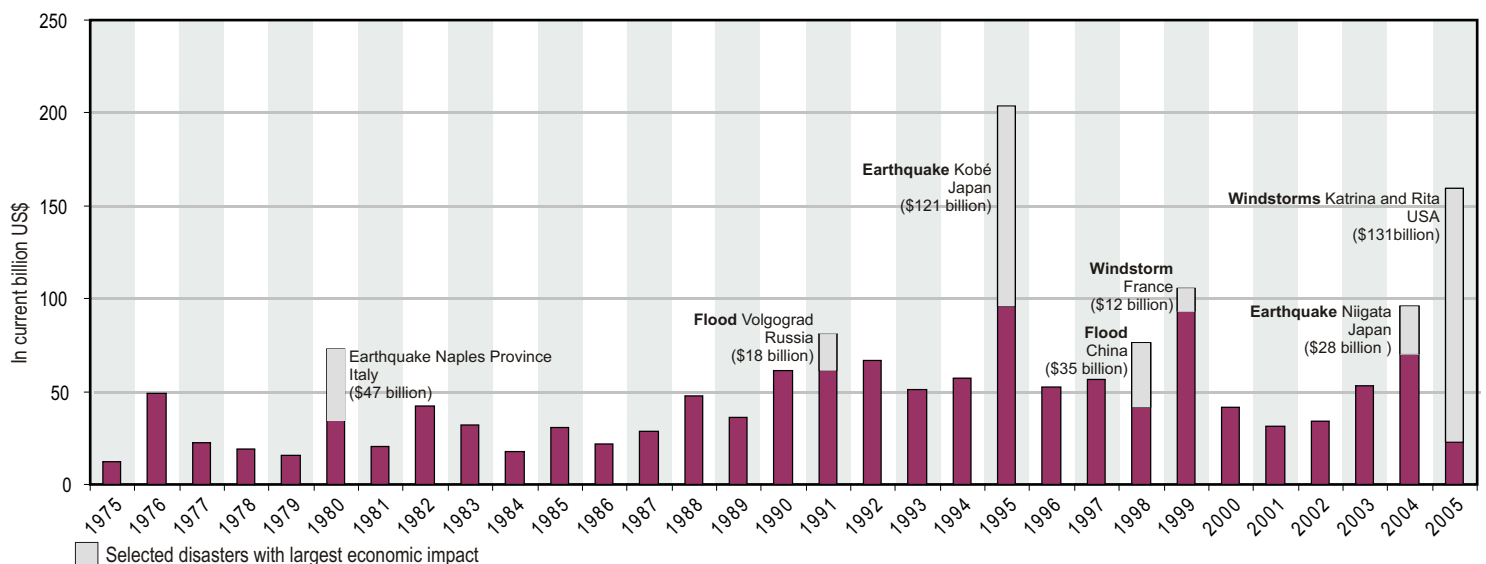
Comoros	42 512
Malawi	37 376
Guyana	35 909
Niger	30 863
Cuba	22 914
Albania	11 240
Zambia	10 666
Djibouti	9 859
Kenya	7 497
Mozambique	7 461

### Time trend of natural disasters, 1975-2005\*



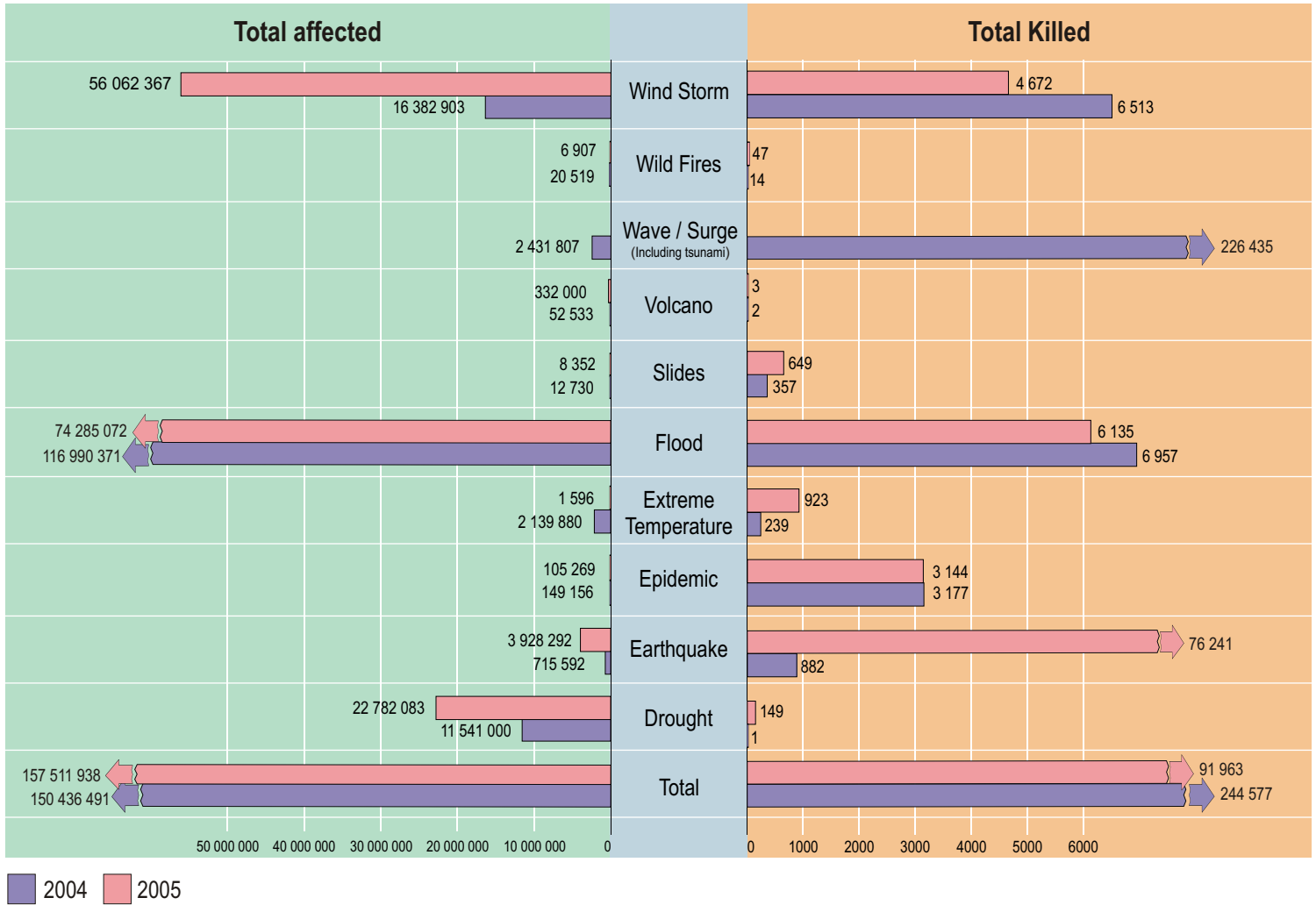
\*: Natural disasters = Country-level disasters

### Annual reported economic damages from natural disasters: 1975-2005

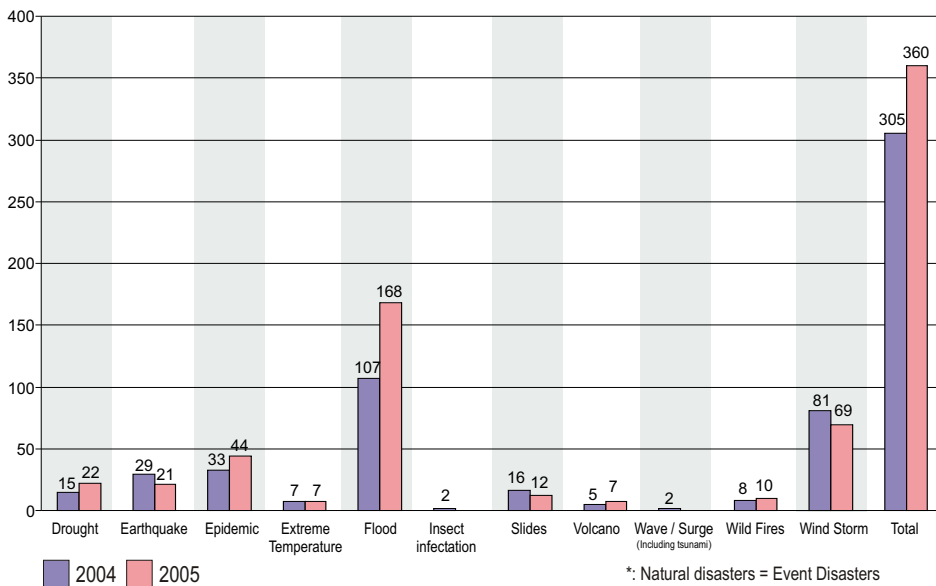


# 2004-2005

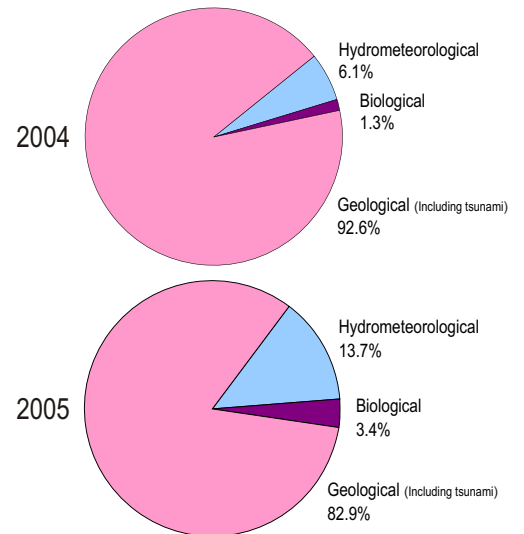
## Human impact by disaster types: comparison 2004-2005



## Natural disaster occurrence by disaster type: comparison 2004-2005\*



## Percentage of people killed by natural disaster category: 2004 and 2005



International Strategy for Disaster Reduction (UN/ISDR)  
Tel: +41 22 9172529/762/759  
isdr@un.org  
www.unisdr.org



Centre for Research on the Epidemiology of Disasters (CRED), Department of Public Health  
Université catholique de Louvain  
Tel. +32-2-764-3327  
cred@esp.ucl.ac.be  
www.cred.be

Source of data: EM-DAT: The OFDA/CRED International Disaster Database  
www.em-dat.net  
Université Catholique de Louvain  
Brussels - Belgium