



United Nations
International Strategy for Disaster Reduction
Secretariat, Africa, Nairobi

Tel.: (+254) 20 762 4568
(+254) 20 762 4101
Fax: (+254) 20 762 4726
isd-r-africa@unep.org
www.unisdr.org/africa

United Nations Complex
Block T Room 328, Gigiri
PO Box 47074
Nairobi, Kenya

Assessing the Capacity of National Platforms for Disaster Risk Reduction in Africa :

Draft Final Report

Arame Tall
arametall@gmail.com

©UNISDR Regional Office for Africa, 2012

TABLE OF CONTENTS

SUMMARY.....	3
INTRODUCTION.....	5
METHODS.....	7
RESULTS.....	8
DATA ANALYSIS.....	14
CONCLUSIONS	20
POLICY IMPLICATIONS & RECOMMENDATIONS TO IMPROVE THE SERVICE DELIVERY AND EFFECTIVENESS OF NPS IN AFRICA.....	23
STUDY LIMITATIONS.....	25
WORKS CITED	25
ANNEXES.....	25

SUMMARY

Seven years following their mandating at the World Conference for Disaster Reduction held in Kobe, Japan, in 2005, have the National Platforms for DRR delivered on their mission of translating the Hyogo vision at the national level? Have they proved in practice their usefulness to harness all national forces towards the creation of a culture of risk awareness and prevention? Have they achieved national ownership and leadership of the DRR challenge? Are the National Platforms still useful to support DRR at the national level?

The present study aims to answer this question for Africa. We assess the capacity of nineteen (19) National Platforms across Africa's three main regional blocs: the Economic Community of West African States (ECOWAS), the Economic Community of Central African States (ECCAS) and the Southern African Development Community (SADC).

This report takes stock of progress made, critically reviews the contribution that National Platforms have made to the mainstreaming of DRR into national planning processes and to overall disaster mitigation and preparedness at the national level, and formulates recommendations on the way forward to render National Platforms effective in a context where their usefulness is in doubt.

Using a National Platform Institutional analysis framework, we find that indeed, National Platforms for DRR across Africa have an average low capacity to support the implementation of Hyogo objectives at the national level (41% average sample score). This average score hides however large discrepancies from country to country, with high NP capacity scores attained in Comores (82%), Ghana (78%) and Mauritius (65%), based on responses provided to the study survey, and non-existent capacity in the platforms not yet adopted/implemented across East and Western Africa. By way of regional rankings, the SADC region leads the way on NP capacity with an average NP capacity score of 52%, followed by the East Africa bloc and finally, the ECOWAS region where many NPs remain still non-operational.

The overwhelmingly low capacity of most NPs remains however; this study suggests that National Platforms for DRR across Africa have very limited capacity to deliver on their stated objectives of national coordination and advocacy for DRR mainstreaming.

A look, beyond overall NP score averages, at disaggregated individual capacity indicators, indicates that the main capacity challenges NPs are confronted with in Africa are related to:

- Funding: Financial capacity and ownership of NP by member states;
- Institutional integration within a coherent national disaster management institutional framework;
- Limited NP activity and impact.

The quality of NPs' membership across the board, on the other hand, was found adequate to address national risks properly, both in terms of cross-sector representation of all nationally risk-sensitive sectors and cross-stakeholder engagement, avoiding the domination of one stakeholder group on the Platform (Government, NGOs, Private Sector or otherwise). The very high scores achieved by all NPs save for two on this indicator attests to this finding (see fig. 7).

Yet, this still does not enable us to answer the fundamental question this study set out to answer: What drives the low capacity scores of National Platforms for DRR surveyed in Africa? What thwarts them from delivering on their mission of supporting and advocating for the mainstreaming of DRR at the national-level?

From our correlation analysis, appears that "Indicator 1: Institutional Integration" or anchorage of the NP within a coherent national institutional framework for Disaster Management is the most significant driver for NP Capacity in Africa.

This finding underscores the importance of Institutional integration for successful DRR at the national-level. Juxtaposed with our initial finding that sampled NPs across Africa achieved the lowest average score on "Indicator 1: Institutional Integration" (a low 24%), this new finding also suggests that NPs, perhaps, are not the most direct route to securing national ownership and leadership on the DRR issue, calling into question their usefulness.

National platforms need to be revisited in light of these findings, and a more thorough assessment of a larger sample of countries conducted to draw a blueprint for the reconstitution of National Platforms, enabling them to fully serve their coordination and advocacy role.

I. Introduction

Seven years following their mandating at the United Nations Conference on Disaster Reduction held in Kobe, Japan, in 2005, it is urgent to assess the usefulness of National Platforms for Disaster Risk Reduction (DRR). This urgency is even more acute in Africa, where disasters have been rising in the past decade (see fig. 1), and their impacts felt with increasing magnitude on community lives and livelihoods.

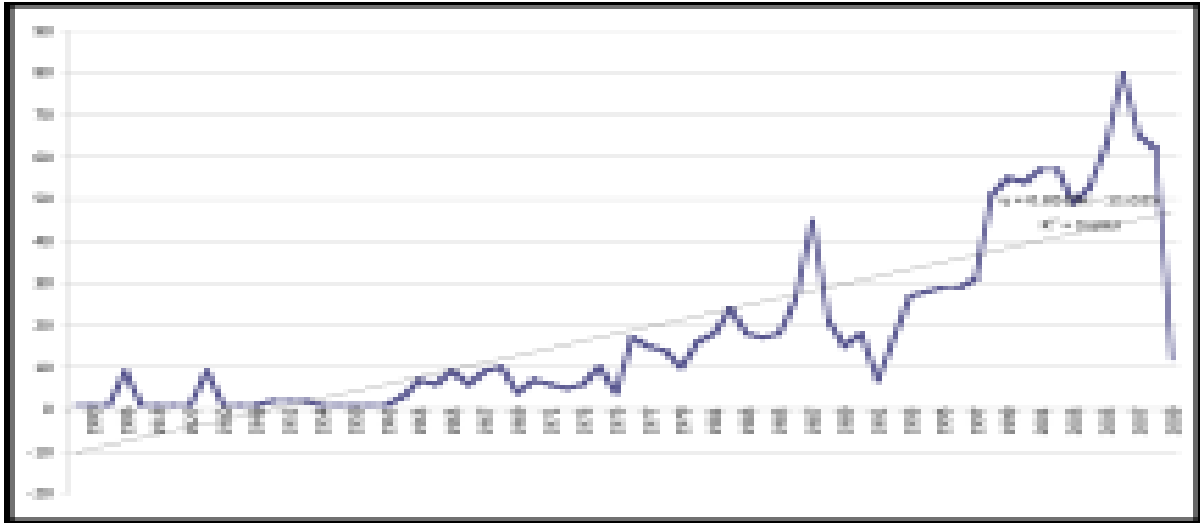


Fig. 1: Number of climate-related disasters reported in Africa since the 20th century: A sharp increase from the mid-1990s (source: author, based on EM-DAT data)¹. Note: Are classified as climate-related disasters: floods, pest infestations, droughts and storms/cyclones.

Indeed, the 2005 World Conference on Disaster Reduction placed Disaster Risk Reduction on the global agenda. At its end, 168 Governments adopted the Hyogo Framework for Action 2005-2015: Building the Resilience of Nations and Communities to Disasters (HFA). One of the HFA's strategic goals is "the development and strengthening of institutions, mechanisms and capacities to build resilience to hazards"². It calls on all nations to "support the creation and strengthening of national integrated mechanisms such as multi-sectoral National Platforms", to ensure that DRR is a national and a local priority (World Conference for Disaster Reduction, 2005)³. The HFA also encourages all States to designate a national mechanism for the coordination of and follow-up to the HFA, to communicate DRR information and progress to the United Nations International Secretariat for Disaster Reduction (UN/ISDR) secretariat (ISDR, 2007)⁴, the newly founded body to ensure global governance of disaster risks.

¹ Tall et al., *Disasters on the Rise in Africa*, forthcoming.

² For a listing of all HFA goals, see ISDR 2007, *Hyogo Framework for Action 2005-2015: Building the resilience of nations and communities to disasters*.

³ World Conference on Disaster Reduction, *Report of the World Conference on Disaster Reduction Kobe, Hyogo, Japan, 18-22 January 2005*, 41.

⁴ UNISDR, *Guidelines: National Platforms for Disaster Risk Reduction*, 3.

In order to achieve national governance of disasters risks, a multi-stakeholder process was recommended to strengthen partnerships across sectors and disciplines, as well as among civil society organizations, volunteer groups and the private sector⁵.

Thus were born the National Platforms for Disaster Risk Reduction (DRR). The National Platforms were designed to play an important role as the levers of the Hyogo vision at the national levels. They were to serve as national coordinating multi-sectoral and inter-disciplinary mechanisms for advocacy, coordination, analysis and advice on disaster risk reduction. The focus of this effort was to advocate the importance and necessity of DRR and mainstream DRR into development policies, planning and programs in order to achieve sustainable development (ISDR, 2007)⁶. Most importantly, the National Platforms for DRR were designed to strengthen national institutional capacity to confront disasters, and support a paradigmatic shift towards pro-active DRR at the national-level, providing leadership for policy mainstreaming of the DRR issue and influencing decision-making.

It is also noteworthy that National Platforms for DRR were introduced with the guiding principles of National ownership and leadership in mind. Emphasis was placed through all UNISDR guidelines that the National Platforms for DRR, as a coordination mechanism, needed to be built through a nationally-owned and led participatory process that includes different sectors' perspectives and actions, and a multi-stakeholder composition, in order to be effective and sustainable. It was important for national platforms to be embedded in the broader national systems for disaster reduction and development, as their influence on national development and resource mobilization depends on their effective integration into the existing governance, decision-making and institutional frameworks (ISDR, 2007; UNISDR, 2010)⁷.

In the aim of strengthening the national governance of disaster risks, such multi-stakeholder National Platforms for DRR indeed appeared as a good blueprint.

Seven years down the road, however, have the National Platforms for DRR proved in practice their ability to harness all national forces towards the creation of a culture of risk awareness and prevention? Have they achieved national ownership and leadership of the DRR challenge? Are the National Platforms still useful?

⁵ Refer to UNDP-led "Thematic Paper on Governance for Disaster Risk Reduction" submitted at the January 2005 World Conference on Disaster Reduction (WCDR II).

⁶ UNISDR, *Guidelines: National Platforms for Disaster Risk Reduction*, 5.

⁷ Ibid., 6; UNISDR, *Toolkit For National Platforms For Disaster Risk Reduction In Africa*, 10-11.

The present study aims to answer this question. Focusing on Africa, we assess the capacity of nineteen (19) National Platforms across Africa's three main regional blocs: **the Economic Community of West African States (ECOWAS)**, the **Economic Community of Central African States (ECCAS)** and the **Southern African Development Community (SADC)**.

This report takes stock of progress made, critically reviews the contribution that National Platforms have made to the mainstreaming of DRR into national planning processes and to overall disaster mitigation and preparedness at the national level, and formulates recommendations on the way forward to render National Platforms effective in a context where their usefulness is in doubt.

II. Methods

This study rests on an analysis of responses to a UNISDR survey questionnaire administered to the national focal points of twenty-two (22) National Platforms across Africa. Respondents filled out the questionnaires during the ECOWAS/WAEMU/UNISDR Regional Methodology Workshop for the Implementation of National Platforms (hereafter referred to as NPs), held in Lomé, Togo on December 14-16, 2011. Responses to this questionnaire provided the data for the present study. Annex I displays the three-page survey questionnaire administered to respondents.

Of all the questionnaires administered, twenty-two (22) were returned with responses. The first step of this study consisted in a review of all returned questionnaires. From this review emanated that only seventeen (19) questionnaires were filled out properly, and provided enough responses to enable adequate analysis of the capacity of the NP. These respondents were sub-divided as follows by regional bloc: five countries in the ECCAS region (East Africa), five in the SADC region (Southern Africa) and seven countries in the ECOWAS region (West Africa).

For the purposes of this study's cross-regional comparative approach, five NPs were selected per region, according to the criteria of surveys most complete/providing the most information on their NP functionality. These included both fully operational NPs and NPs still pending creation/implementation. Table 1 provides a detailed overview of the country NPs that were finally selected as the sample size for the current analysis, on the basis of their level of survey completion.

Self-reported activities and achievements of the NP were then triangulated with a thorough events analysis and secondary literature review, in order to corroborate the responses reported in the surveys. Follow-up phone calls to respondents also enabled the completion of missing information among the selected five cases per region to enable adequate analysis.

When all survey responses were reviewed, organized and finalized, we developed a statistical framework to analyze the institutional capacity of NPs, on the basis of survey responses provided. This National Platform statistical Analysis framework was devised to help assess NP overall capacity, and summarize the NP situation at national and regional levels. The Analysis framework rests on a definition of a point-based scoring system for each indicator inquired on the Survey, totaled to provide an overall standardized percentage capacity score for the NP. Individual indicator scores were computed from a composite of survey answers gleaned from the survey questionnaires, to derive a robust score on each indicator. In total six indicators of Institutional capacity were conceived (Institutional Integration, NP Human/Organizational capacity, Financial Ownership/Capacity, NP Membership Profile, NP Activity and NP Impact), to give a final total NP capacity percentage score for each country sampled. This standardized percentage score enabled our cross-country and regional comparisons of NP capacity in Africa.

Annex II displays the National Platform statistical Analysis framework developed for the purposes of this study, in alignment with the survey questionnaire metadata. This statistical analysis framework was instrumental in helping us assess and compare the institutional capacity of NPs in Africa. It was designed as a standard framework that can be reused for the assessment of NPs across the world.

Finally, it is important to note a bias in sample selection. Selection was made on the basis of questionnaires that provided the most responses, to enable appropriate analysis. However, countries with most complete data tended to be those with fully-fledged operational NPs, and which had more activities and accomplishments to report. Countries with limited responses were discriminated against in the sample selection process, and with this went most countries with very limited NP capability. As such, the present sample is skewed towards the best performing NPs in each regional bloc. The findings presented in the following section need to be interpreted in this light, and understood as the results for a sample of countries that first provided answers to the UNISDR survey questionnaire, then completed the questionnaire thoroughly enough to be analyzed. For a fuller and more representative portrayal of NP capacities, please see detailed country NP profiles in Annex III.

III. Results

a. Operational NPs in Africa

Table 1 displays the countries selected for the present study, as well as their level of survey completion, proxy for our confidence level in assessing NP capacity. Countries with Operational NPs where questionnaires were returned completed remain the countries with most robust assessments.

Region (Country)	National Platform (NP) Status	Date NP Established	Survey Completion / Confidence Level
ECOWAS n=9			
Ghana*	Operational	2006	Completed
* Gambia	Operational	2011	Completed
Sierra Leone*	Operational	2011	Completed
Mali*	Operational	2005	Completed
Burkina Faso*	Operational	2009	Completed
- Niger*	<i>(decree from 2002, but NP creation still pending)</i>	-	NP Pending adoption- no data
- Benin*	<i>(NP adopted Nov. 2011)</i>	-	New NP- no data
- Côte d'Ivoire*	<i>(establishment process underway since 2007)</i>	-	NP Pending adoption- no data
- Guinée Conakry*	<i>(under preparation)</i>	-	NP Pending adoption- no data
Cape Verde	/	2007	(Insufficient data)
Senegal	/	2008	(Insufficient data)
Liberia	/	/	(Insufficient data)
ECCAS n=5			
Gabon*	Operational	2011	Completed
Congo*	Operational	2004	Completed
DR Congo*	Operational	2002	(Missing Data)
- Cameroon*	<i>(NP created in 2010, but pending implementation)</i>	-	NP Pending adoption- no data
- Central Africa Republic (CAR)*	<i>(NP under validation)</i>	-	NP Pending adoption- no data
SADC n=5			
s* Mauritius*	Operational	2010	(Missing Data)
* Namibia	Operational	2010	(Missing Data)
s* Comoros*	Operational	NP not formalized	Completed
Zambia*	Operational	1997	Completed
we* Zimbabwe*	<i>(No NP)</i>	-	(Missing Data)

Table 1: Completed Questionnaires and Status of National Platforms (NPs). NPs selected for the present analysis are indicated with *

A total of nineteen (19) countries were selected for the analysis (N=19).

❖ **ECOWAS countries**

From the Economic Community of West African States (ECOWAS) region, nine countries that provided responses were selected (n=9). These included the following countries with operational NPs:

- **Burkina Faso**
- **Gambia**
- **Ghana**
- **Mali**
- **Sierra Leone**

In addition, four ECOWAS countries that did not have fully operational NPs were selected:

- **Benin (NP established in 2011)**
- **Côte d'Ivoire (establishment process underway since 2007)**
- **Guinée Conakry (NP under preparation)**
- **Niger (decree from 2002, but NP creation still pending)**

It is noteworthy that for all the countries under this category, their overall capacity score tended to be zero (0), in large part due to the limited information available to report on a non-functional NP.

Finally, in the ECOWAS region, three countries did not fill out the survey questionnaires well enough to enable analysis, as follows: **Cape Verde, Senegal and Liberia**. Their questionnaires were not exploitable due to limited information/not enough responses provided to enable even minimal analysis. Questionnaires will have to be sent back to these countries for a new administration.

❖ **ECCAS countries**

From the Economic Community of Central African States (ECCAS), all five (5) questionnaires received were analyzed. These included three countries with operational NPs (Congo, Gabon and Democratic Republic Congo), as well as two that do not yet have fully operational NPs (Central Africa Republic and Cameroon).

❖ **SADC countries**

All 5 received questionnaires from the Southern African regional bloc were analyzed. From the SADC region, all five countries that provided responses also had fully operational NPs, as follows:

- **Mauritius**

- Comores
- Zambia
- Namibia
- Zimbabwe

In this region, we noted incomplete survey questionnaires (Mauritius, Namibia and Zimbabwe) that need to be further completed. However omitted responses did not preclude analysis of NP capacity and the computing of an overall NP capacity in these countries.

❖ **Operational National Platforms**

Overall, we find that since 2005 across Africa, 54% of sampled countries have established operational National Platforms, while 32% still are on various stages of creating, adopting or implementing their National Platforms (see figure 2). We return to the potential explanations for this lag in the operational beginning of NPs in Africa in the Discussion section.

Countries with Operational NPs	
Sample size: N=22	
NPs Operational	14 countries
NPs still pending creation/implementation	7 countries
Insufficient data	3 countries

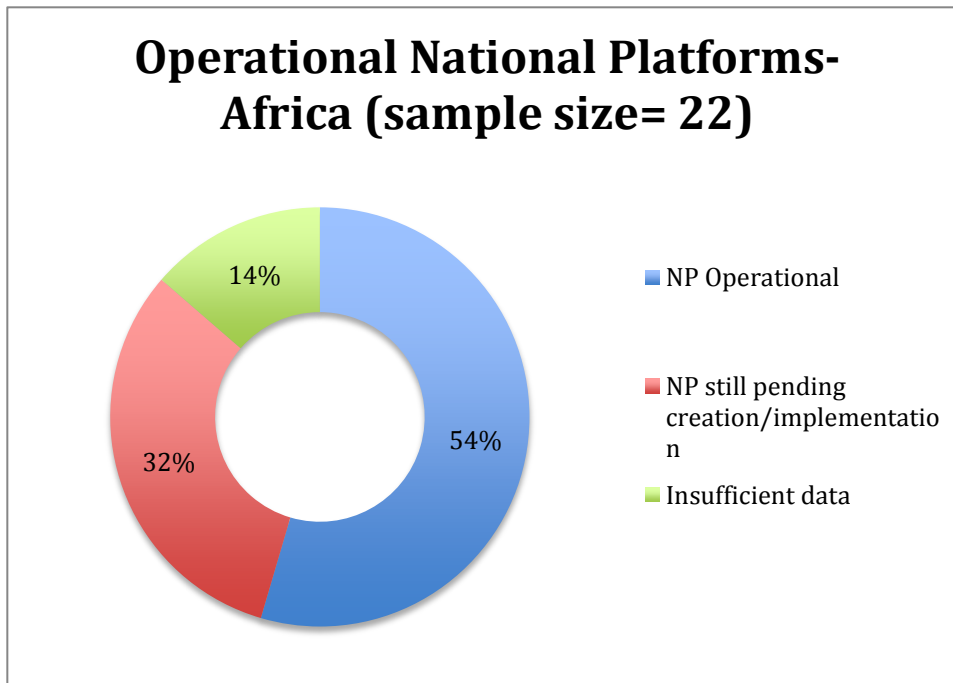


Fig. 2: Proportion of Operational National Platforms- Africa

b. National Platform for DRR Capacities

Table 2 displays the NP capacity scores of all countries reviewed for this study, with their detailed score on each indicator and their overall capacity scores emphasized in bold. It also displays country and regional rankings on NP capacity, with the SADC region in average lead. This table provides a full overview of where NP capacities reside. We revisit the main drivers of NP capacity in the Discussion section.

Country \ Score	Indicator 1 Score: Institutional Integration	Indicator 2 Score: Human/Org Capacity	Indicator 3 Score: Financial ownership	Indicator 4 Score: Membership Profile	Indicator 5 Score: NP Activity	Indicator 6 Score: NP Impact	TOTAL NP CAPACITY SCORE (based on responses provided)	RANK ORDER (WITHIN REGION)	RANK ORDER (AFRICA SAMPLE)
Comores	0%	33%	33%	100%	100%	100%	82,1%	1	1
Ghana	0%	50%	50%	100%	100%	81%	77,8%	1	2
Mauritius	100%	71%	100%	100%		43%	64,7%	2	3
Namibia	100%	63%	50%				63,6%	3	4
Gambia	100%	50%	50%	100%	100%	56%	63,0%	2	5
Sierra L.	100%	38%	50%	100%	100%	56%	60,0%	3	6
Mali	0%	43%	50%	100%	50%	44%	50,0%	4	7
Gabon	0%	100%	0%	100%	0%	28%	50,0%	1	8
Zambia	100%	25%	100%	75%	0%	50%	46,7%	4	9
Burkina F.	0%	75%	33%	33%	0%	44%	45,7%	5	10
Congo	0%	25%	0%	100%	100%	33%	43,3%	2	12
DR Congo	0%	89%	100%	100%	100%	0%	42,9%	3	13
# NPs not yet created/implemented:									
Niger	0%	100%	0%	100%	0%	38%	43,5%	6	11
Zimbabwe	0%	25%	100%	80%	0%	0%	30,8%	5	14
Cameroon	0%	50%	50%		100%	0%	18,5%	4	15
CentralA.R.	0%	0%	33%	0%	0%	0%	2,6%	5	16
Benin	0%	0%	0%	0%	0%	0%	0,0%	7	17
Côte d'Ivoire	0%	0%	0%	0%	0%	0%	0,0%	7	18
Guinée C.	0%	0%	0%	0%	0%	0%	0,0%	7	19
# NPs with insufficient responses to enable analysis:									
Cape Verd	0%	10%	0%	100%	0%	28%	/		/
Senegal	0%	63%	100%	100%	50%	42%	/		/
Liberia	/	/	/	/	/	/	/		/
Average	24%	43%	43%	73%	42%	32%	41%		

REGIONAL RANKINGS:							
1. SADC REGION							
REGIONAL AVERAGE=	20%	37%	77%	89%	33%	48%	52%
2. ECCAS REGION							
REGIONAL AVERAGE=	0%	66%	38%	100%	75%	15%	39%
3. ECOWAS REGION							
REGIONAL AVERAGE=	27%	39%	30%	67%	36%	35%	38%

Table 2: National Platform Capacity Scores across Africa (N=22), rankings for country NP capacity within and across regions.

IV. Data Analysis

a. Current Challenges

From Table 2 and survey responses provided appears that the main challenges of surveyed NPs in Africa remain:

1) **Funding:**

Funding for the newer NPs and securing national budget allocation for the more established NPs. Indeed of all scores, “Indicator 2: NP Financial ownership/capacity” stood out as a common challenge, for lower capacity and higher capacity NPs alike; achieving the low indicator average score of 43% for all NPs surveyed.

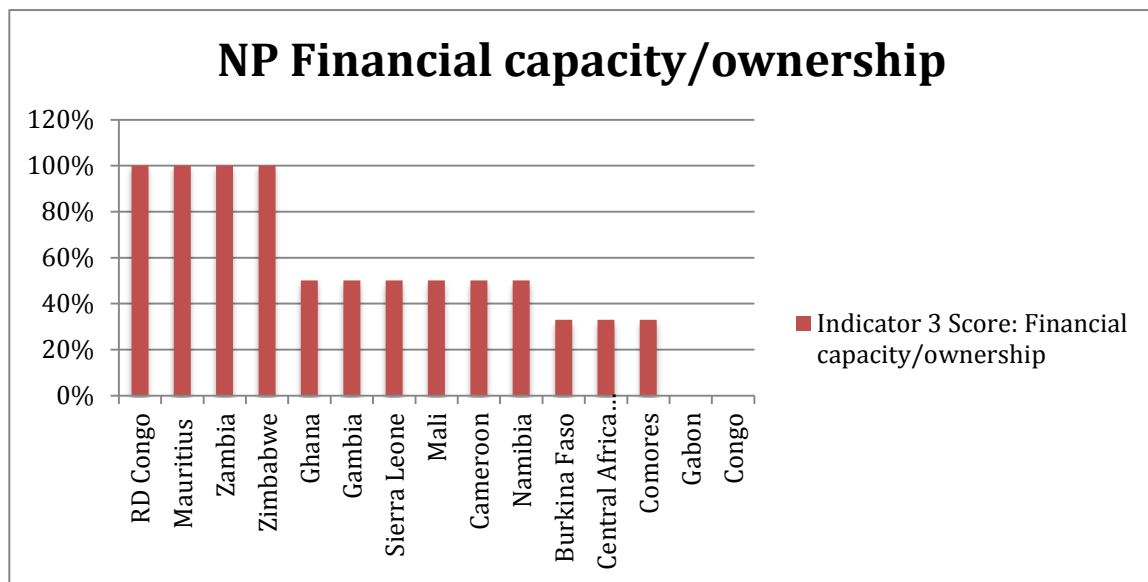
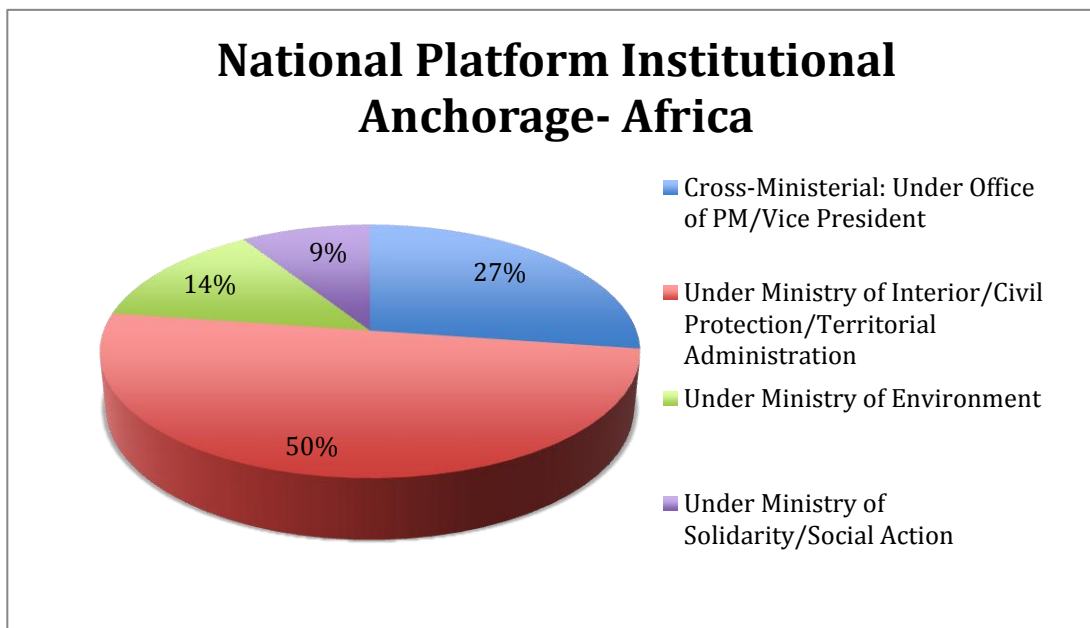


Fig. 3: NP Financial capacity/ownership by country (Source: Indicator 3)

2) **Integration of the NP in national DM institutional landscape:**

Another commonality among all NPs surveyed across Africa is the very low scores on “Indicator 1: Institutional Integration” or anchorage of the NP in the national institutional landscape for Disaster Management. Indeed, all countries surveyed were asked where their NP resided institutionally. Fig. 3 evidences that most NPs are still located under one single line ministry: in 50% of cases under the Ministry of the Interior or similar Ministry. In 14% of cases, the NP resided under the Ministry of Environment and in 9% of cases, under the Minister of Social Affairs, Solidarity, Gender or similar ministerial line. Only in 27% of cases, just above a quarter of sampled countries, were NPs effectively cross-ministerial, institutionally pinned under the office of the Prime Minister or Vice-President. The institutional anchorage of NPs in Africa remains stunted, at best, impeding the NPs from fully and effectively playing a cross-sector coordination and advocacy role. The lowest indicator average score of 24% scored on Indicator 1 corroborates this finding.

National Platform Institutional Anchorage- Africa



NP Institutional Location	Frequency Count	Countries
Cross-Ministerial: Under Office of Prime Minister/Vice President	6	Gambia Sierra Leone Niger Mauritius Namibia Zambia
Under Ministry of Interior/ Internal Security/ Civil Protection/ Territorial Administration	11	Ghana Mali Benin Cape Verde Senegal Liberia Gabon RD Congo Cameroon Comores Zimbabwe
Under Ministry of Environment	3	Côte d'Ivoire Guinée Conakry Congo
Under Ministry of Solidarity/ Social Action	2	Burkina Faso Central Africa Republic

Fig. 4: Institutional Location of National Platforms for DRR- Africa

3) Human and Organizational Capacity:

On “Indicator 2: Human and Organizational Capacity”, NPs surveyed also achieved a low average score of 43%. Here, countries were queried on the extent and highest level of training of their full-time employees, if any, as well as on the overall organizational capacity of the NP (were Terms of References drafted for contracts? Were responsibilities of NP staff clearly delineated?; see Annexes I & II for a full listing of the composite data that generated the Indicator 2 scores). The generally low scores on this indicator however point to persistent limited human and organizational capacity among surveyed NPs.

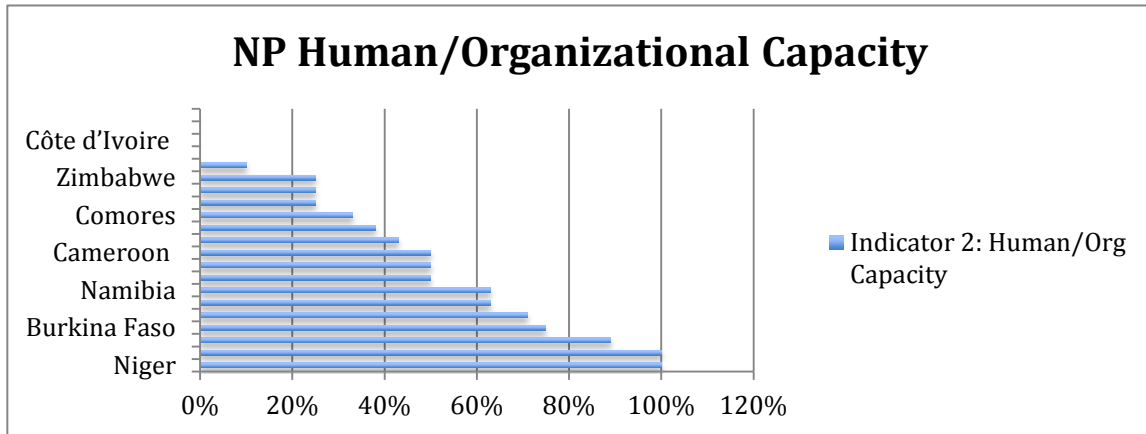


Fig. 5: Human/Organizational Capacity of NPs (Source: Indicator 2)

4) Limited NP Activity and Low NP Impact:

Perhaps following from all the challenges above, surveyed NPs recorded low scores on “Indicator 5: NP Activity” –with an average score 42% across all NPs surveyed–, and an even lower score of 32% on “Indicator 6: NP Impact”. Low scores on these two indicators are in all likelihood the outcome of deeper, more structural constraints on NP functionality, which we now turn our attention to.

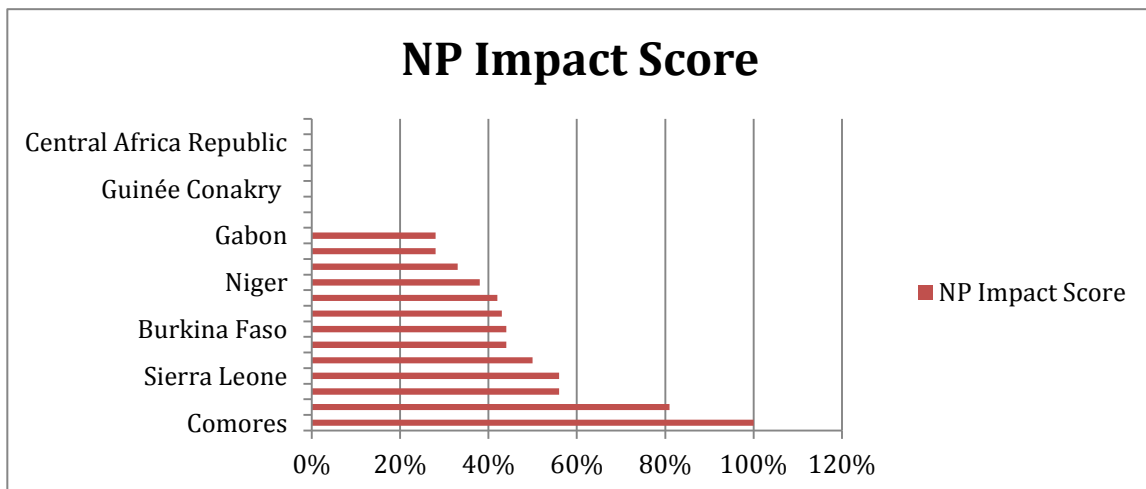


Fig. 6: Impact of surveyed National Platforms (Source: Indicator 6)

b. Capacities

1) Membership Profile:

“Indicator 4: Membership profile” achieved the highest scores across the board. This suggests that NPs, once formed, do adequately follow the spirit of the HFA vision, remaining multi-sector in composition (ISDR, 2007)⁸ and drawing together all sectors at risk.

Also among all operational NPs surveyed, members of the Platform consistently emanated from the various risk-relevant sectors (health, agriculture, hydrology). Thus, surveyed NPs appear to have achieved some measure of success representing all at risk sectors and expertise on the platforms (see Annex III for a full overview of national risks and NP constitution).

Finally, cross-stakeholder representation –one of the questions that constitute the composite score for Indicator 4 –also appears to have been achieved by all surveyed operational NPs. Over-representation of one stakeholder group (Government, NGOs, Private) on the NP was avoided, while ensuring broad and wide inclusion of multiple stakeholders (University, research centers, NGOs, donors, district and national officials, most government line ministries, etc.).

As such, NP Membership profile does not appear to be the main driver of divergent NP capacity scores in Africa. NP Membership appears right to deliver on the critical risks in the country and continent. What, then, constitutes the largest determinant of NP Capacity to support DRR mainstreaming, advocacy and coordination?

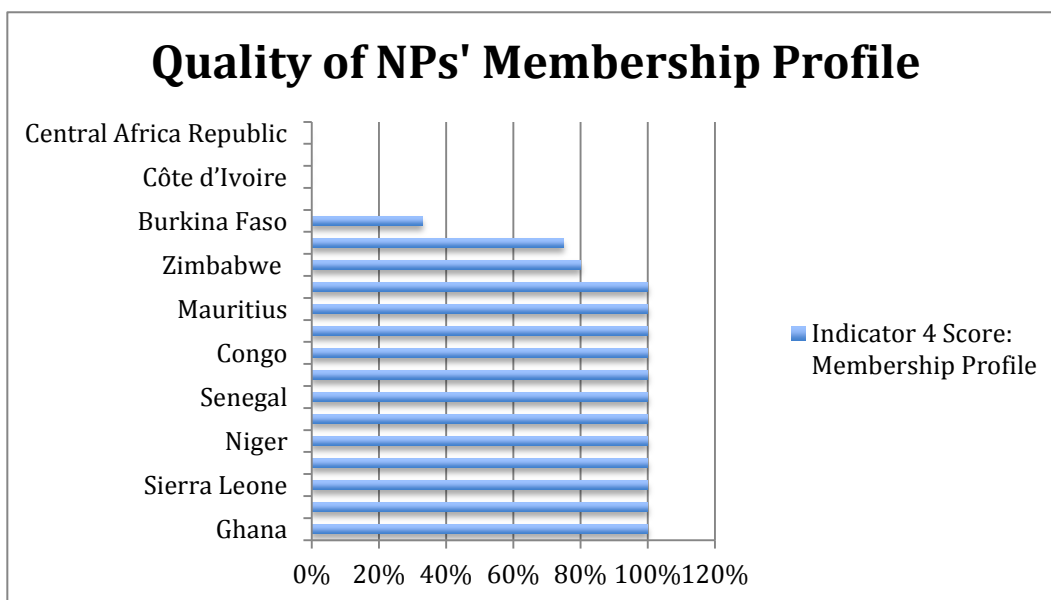


Fig. 7: Quality of National Platforms' Membership: High scores (Source: Indicator 4)

⁸ UNISDR, *Guidelines: National Platforms for Disaster Risk Reduction*, 3.

c. Attributing divergent NP capacity scores in Africa

What explains the widely divergent NP capacity scores recorded across Africa, from the 0% capacity scores of the non-operational NPs of West Africa to Comores' 82% score? In order to answer this question, we delved into a correlation analysis of the four most salient indicators of NP capacity from Table 2 (Institutional Integration, Financial Capacity, Membership Profile, and NP Impact), with the overall NP Capacity scores achieved in sampled countries. Figures 8-11 reveal display the findings from our correlation analysis.

Our correlation analysis reveals that it is, indeed, "Indicator 1: Institutional Integration" or anchorage of the NP in the national institutional landscape for Disaster Management that best explains the shape of the NP Capacity score trend. This finding underscores the importance of Institutional integration for successful DRR at the national-level. Juxtaposed with our initial finding that sampled NPs across Africa had achieved the lowest average score on "Indicator 1: Institutional Integration" (a low 24%), this new finding also suggests that NPs, perhaps, are not the most direct route to securing national ownership and leadership on the DRR issue, calling into question their usefulness.

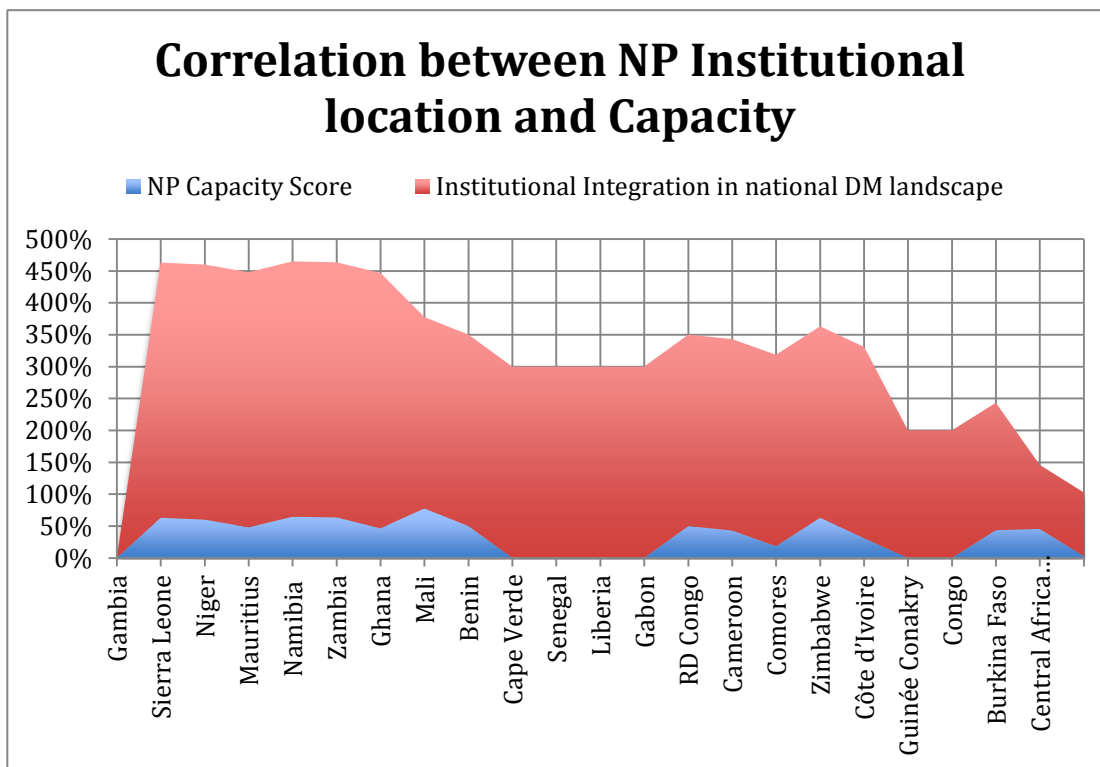


Fig. 8: Extent of National Platform Institutional Integration and Overall NP Capacity: a perfect match. (Extent of Institutional Integration : 400%= Cross-ministerial NP; 300%= NP located under Ministry of Interior; 200%= NP located under Ministry of Environment; 100%= located under Ministry of Solidarity)

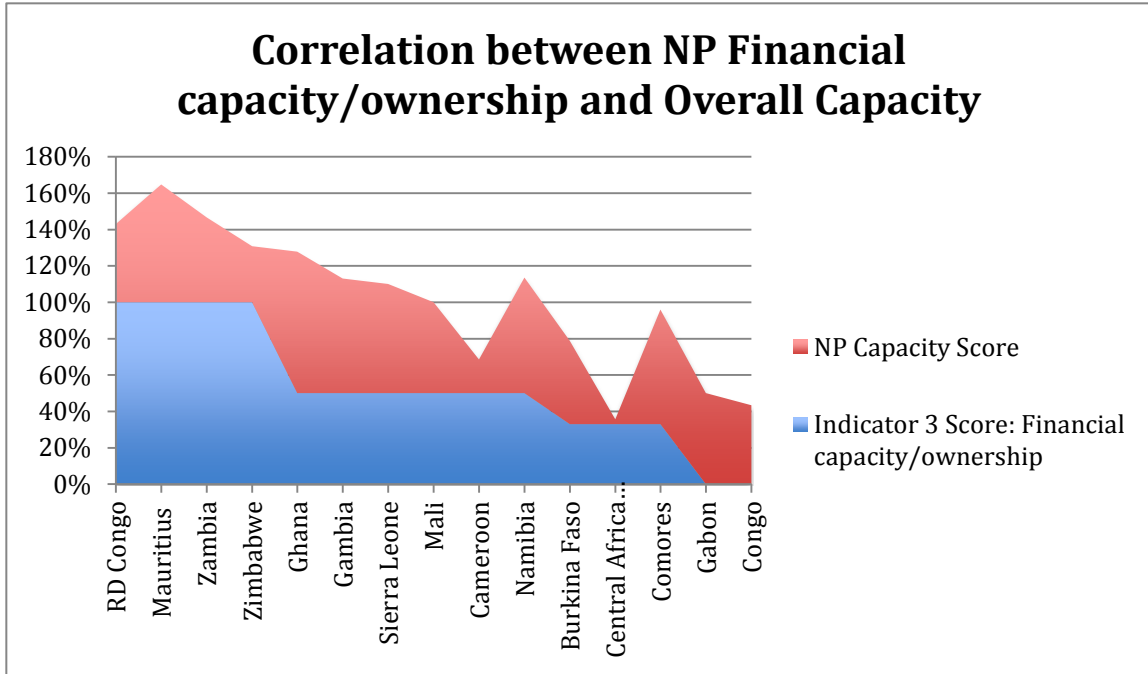


Fig. 9: NP financial capacity/ownership and Overall NP Capacity: a discordant match.

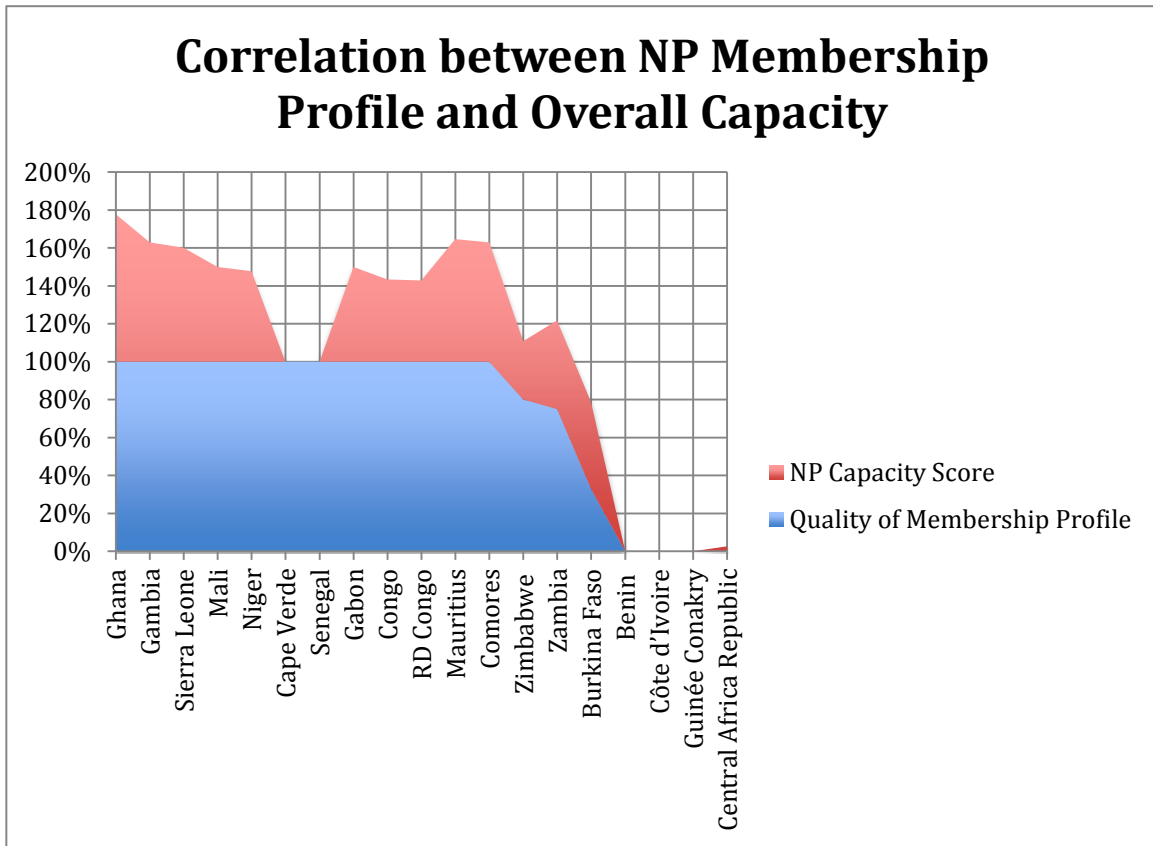


Fig. 10: National Platform Membership Profile and Overall NP Capacity: a similar trend, but no perfect match.

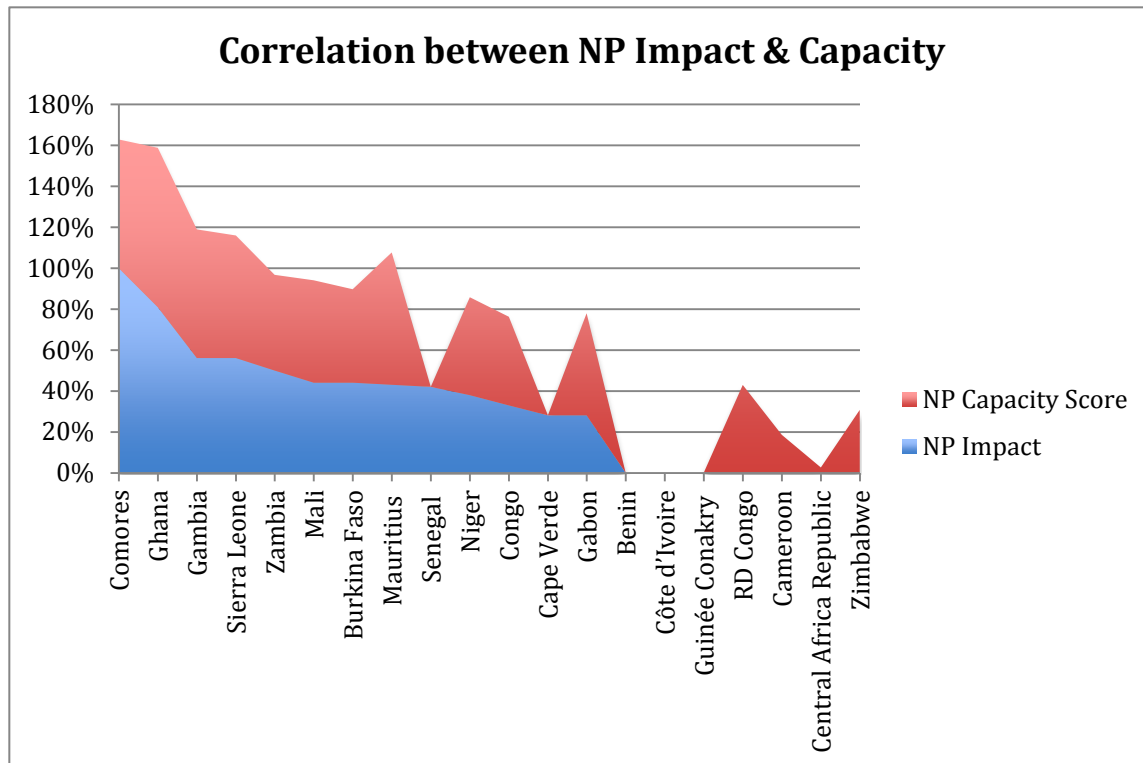


Fig. 11: Impact of National Platform and Overall NP Capacity: a similar trend, but NP Impact does not explain Overall NP capacity scores.

V. Conclusions:

How capacitated are NPs in Africa to support the implementation of the Hyogo goals at the national level?

From our analysis of a sample of 19 African countries' NP Capacity scores, appears that indeed, National Platforms for DRR across Africa have an average low capacity to support the implementation of Hyogo objectives at the national level (41% average sample score).

This average score hides however large discrepancies from country to country, with high NP capacity scores attained in Comores (82%), Ghana (78%) and Mauritius (65%), based on responses provided to the study survey, and non-existent capacity in the platforms not yet adopted/implemented across East and Western Africa. By way of regional rankings, the SADC region leads the way on NP capacity with an average NP capacity score of 52%, followed by the East Africa bloc and finally, the ECOWAS region where many NPs remain still non-operational (see fig. 2).

The overwhelmingly low capacity of most NPs remains however; this study suggests that National Platforms for DRR across Africa have very limited capacity to deliver

on their stated objectives of national coordination and advocacy for DRR mainstreaming.

A look, beyond overall NP score averages, at disaggregated individual capacity indicators, indicates that the main capacity challenges NPs are confronted with in Africa pertain to:

- Funding: Financial capacity and ownership of NP by member states;
- Institutional integration within a coherent national disaster management institutional framework;
- Limited NP activity and impact.

The quality of NPs' membership, on the other hand, was found adequate to address national risks properly, both in terms of cross-sector representation of all nationally risk-sensitive sectors and cross-stakeholder engagement, avoiding the domination of one stakeholder group on the Platform (Government, NGOs, Private Sector or otherwise). The very high scores achieved by all NPs save for two on this indicator attests to this finding (see fig. 7).

Yet, this still does not enable us to answer the fundamental question this study set out to answer: What drives the low capacity scores of National Platforms for DRR? What thwarts NPs from delivering on their mission of supporting and advocating for the mainstreaming of DRR at the national-level?

From our correlation analysis, appears that **“Indicator 1: Institutional Integration” or anchorage of the NP within a coherent national institutional framework for Disaster Management is the most significant driver for NP Capacity in Africa.** This a new and important finding begs a trajectory of change for NPs, so that: the better institutionally anchored a National Platform is within a coherent national institutional framework for disaster risk management, the more effective it will be in delivering on its DRR mission.

The catch 22 however, is that NPs were launched precisely to enable the creation of such a favorable national institutional framework for DRR. When the objective becomes the pre-requisite for functionality, which our findings seem to suggest, then National Platforms are bound to remain trapped in a cycle of non-functionality. Could the problematic nature of NP institutional anchorage (see fig. 4) explain the consistently low scores of the majority of sampled National Platforms? Our finding above seems to suggest so.

Another larger reason however, perhaps, lays in the lack of a country demand/endogenously devised agenda for DRR at the national level. Indeed, devised from above, advocated globally and pushed upon National government structures and sectors that may not necessarily yet perceive the valued added of engaging in DRR, in a context of multiple development priorities and urgencies, the DRR agenda could be easily perceived as an imposed priority, rather than the fruit of a country-driven demand. The importance of the HFA global blueprint is undeniable in bringing the

issue of DRR to the fore, however driving its national implementation through an externally devised and recommended entity, the National Platforms, is, at best, a problematic design, if building a national governance of DRR is what we collectively seek. The momentum for a paradigmatic shift towards pro-active DRR has to come from within, and be the fruit of a local/national demand, if it is to be sustained over time.

Furthermore, the issue of institutional replication is problematic. Indeed in most cases in our sample of African countries, the National Platform sat as a new addition to the country's organizational landscape, a new lifeless organization/entity sitting under the wrong line ministry (Ministry of the Interior, Environment or Social Solidarity), or in rarer instances, a new organization that duplicated the work of an already existent Disaster management unit, which needed to be strengthened rather than duplicated. To serve as a true multi-sector lever for DRR, and deliver on meaningful coordination and advocacy, cross-ministerial location, under the Office of the Prime Minister, is the most optimal location for the National Platform, as our results have suggested. Therein, can they have the space needed to stimulate/energize/provide leadership for the creation of an adequate national dialogue on disaster risks, one that delivers effectively on the management of climate risks (current and new).

Finally, this new finding also suggests that NPs, perhaps, are not the most direct route to securing national ownership and leadership on the DRR issue, calling into question their usefulness. Indeed, we find through our surveyed NPs, that **NPs did not once create national leadership on DRR, in seven years of existence for some NPs.**

In the cases where national leadership and ownership of the DRR issue were forthcoming, it came from elsewhere, and then national platforms became instrumental in harnessing national forces across sectors and disciplines to take the issue forward. In some instances, the NP was not needed even at all in the effort to harness national forces, across sectors and disciplines, around the common goal of building a disaster-resilient nation. In these instances, we saw institutional duplication rather than integration as a result of the NP's existence. The COSEP (Rescue Operations and Civil Protection Center) in Comoros provides us with an interesting case. In Comoros, the DRR Platform is not formalized, and regroups various stakeholder groups: Ministers and Commissaries of the Union and Islands, various line ministries and directorates (civil protection, health, education, etc.) and NGOs, donors and universities. However leadership for DRR in Comoros is provided by the pre-existing COSEP. Despite the inexistence of a formal National Platform for DRR as per UNISDR guidelines, Comoros achieved the highest capacity score of all the NPs reviewed in this study. This appears to be because of the presence of a pre-existing nationally-mandated entity, the COSEP, which is nationally mandated to address the detrimental cyclones and tsunamis impacting this island nation. The informal NP in Comoros sits under the COSEP, and acts as its coordination wing, creating another organization where, perhaps, more support to the COSEP would

have achieved the same goal of building strong national governance on disaster risks.

As the Comoros examples evidences, the NP blueprint is not relevant for every national context. Its goals remain urgent and critical to build a coherent national institutional framework able to efficiently coordinate and confront rising disasters. However the NP may not represent the most direct route to achieve this result.

In light of the findings from this study, there is appears a need to critically revisit the purpose of the national Platforms for DRR.

VI. Policy Implications & Recommendations to improve the service delivery and effectiveness of NPs in Africa

How should NPs be reformed to help mainstream DRR into sustainable development and more effectively influence decision-making processes?

Multiple expectations reside in the National Platforms for DRR. Without doubt the weightiest, and most urgent, of these expectations is the NP's mission to support the development of a nationally coherent institutional framework or covenant on DRR at the national level, centered around the new paradigm of disaster prevention and risk reduction.

From the findings suggested by this study, it appears clearly that NPs will not, in the way that they are currently operating, be able to deliver on the above vision. We can improve the work and usefulness of National Platforms however by:

1. **Revisiting the role and expectations from NPs**, in light of their limited ability to stimulate a national covenant and leadership on DRR, on which, in turn, their entire successful operational rests;
2. **Focusing the work of NPs on the stimulation of substantive national dialogues around DRR, and on the construction of a coherent nationally-driven new institutional framework DRR.** In this aim, the NPs will have to be mandated to serve as national champions of innovative processes that can effectively bring together all of the decision-makers at national level, towards the design of a coherent new or adapted institutional framework that can effectively coordinate and confront disaster risks. This will sometimes mean for the NP to withdraw itself and support as well as give the leadership on DRR to another rival entity, if the latter has better institutional anchorage within the national framework;
3. **Advocating for NPs to be institutionally pinned under a cross-ministerial institutional location**, under the Prime Minister/Vice-President's Office or higher, if they are to truly play a cross-sector coordination and advocacy role;

4. Not calling it a National Platform; but rather opening provisions for institutional flexibility, morphing the NPs if needed into whichever pre-existent institutions existed at the national level, and which need to be supported, energized and amplified to enable them to play a substantive cross-sector and supra-ministerial coordination role; **avoiding institutional duplication**. In most instances, this will lead to the creation of a new organization, that embodies the new spirit of DRR, however forcing the NP label on such an institutional novelty defeats the flexibility it will need to endogenously grow from a national and local process of institutional adoption;
5. **Addressing the other important capacity challenges impeding NP functionality identified in this study:** Funding capacity (securing a national budget allocation for DRR) and Human/Organization capacity (staff training, human resources, materiel, organizational development, etc.).
6. Finally, **investigating more direct routes to enable national governance, ownership and drive of the DRR agenda;** empowering local champions for DRR to demand change on the national practice of disaster management practice and drive a national/local DRM agenda. Indeed this study points to local, nationally endogenous pressure mechanisms as perhaps more effective levers to translate the HFA vision into reality at the national level.

These recommendations are urgent to implement, in order to enable NPs to fulfill their mandate of supporting a paradigm shift towards pro-active DRR, and to substantively influence decision-making processes at the national level.

VII. Limitations of study

A number of data shortages constrain the validity and robustness of the findings from this report; these are noteworthy.

1. Self-reporting

Due to the sheer nature of self-reporting, responses provided to the survey questionnaire can be doubted. For instance, the very confident responses of the Ghana NP focal point are difficult to compare and align with the more conservative self-assessments of Gambia and Mali. Standardization of scores thus is easily done for computed scores; however personality and culture inclinations of respondents can not be easily isolated and standardized.

2. Missing information

Many of the questions in the returned questionnaires were not answered. We attempted to recover missing information through follow-up phone calls to

respondents/ country focal points, as well as . However the response rate was a low 10% of answers sought.

The findings featured in this report are thus for the most part based on responses provided only. As a result the robustness of the conclusions is limited, and will need to be cross-examined with a dataset based on more complete responses to the questionnaire protocol. Annex III provides detailed NP capacity score data for each country, and displays all the missing data per country. This can be easily used to follow-up with national NPs, towards an extension of the

VIII. WORKS CITED

Tall, Arame, forthcoming: *Disasters on the Rise in Africa*. SciDev, forthcoming.

United Nations World Conference on Disaster Reduction, 2005: "Report of the World Conference on Disaster Reduction Kobe, Hyogo, Japan, 18-22 January 2005". UN, Conference report A/CONF.206/6. 42pp. Available online at:
<http://www.unisdr.org/eng/hfa/docs/Final-report-conference.pdf>

UNISDR, 2007: *Hyogo Framework for Action 2005-2015: Building the resilience of nations and communities to disasters*. United Nations, Geneva. Accessible Online at:
http://www.preventionweb.net/files/1037_hyogoframeworkforactionenglish.pdf
Last retrieved March 29, 2012.

UNISDR, 2007: *Guidelines: National Platforms for Disaster Risk Reduction*. UN/ISDR-03-2007, Geneva. Accessible Online at:
http://www.preventionweb.net/files/601_engguidelinesnpdrr.pdf
Last retrieved March 29, 2012.

UNISDR Regional Office for Africa, 2010: *Toolkit For National Platforms For Disaster Risk Reduction In Africa*. September 2010, Nairobi. Accessible Online at:
http://www.preventionweb.net/files/18923_africatoolkitfinal.pdf
Last retrieved March 29, 2012.

ANNEX I: SURVEY QUESTIONNAIRE

NATIONAL PLATFORM FOR DISASTER RISK REDUCTION – COUNTRY xxx

INSTITUTIONAL CAPACITY ASSESSMENT TOOL KIT

Organisational Profile

Name: National Platform for Disaster Risk Reduction - Kenya		Year Established.....	
Contact Details		Postal Address:.....	
Name of Contact/ Focal Point:		Telephone.....Fax.....Email:.....	
		Preferred way of receiving information:	
		Postal mail Email Fax	
Geographical areas of work (location, Division, District, Province, country)			
Structure and Strategy		Vision and Sustainability	Mission
Who manages the institution		Objectives	
Is there a board/ steering committee/			
Secretariate.....			
NO. of full time staff.....			
NO. of voluntary staff			
No. of Committee/Board Members.....Male.....Female.....			
Are board and staff responsibilities clearly delineated? Yes No			
Financial Resources:		Major Donors:	
From Member organizations		Approximate annual income for 2010. KShs.....	
From Government			
From Private Sector			
From Donors			
Overview of projects		Who does the platform work with?-target groups	
		Focus of activities.....	
		

Technical Support	Who does the platform receive technical support from e.g. donor, consultants (Name specific donors so far)
Platform activities carried out in the last 12 months	E.g. If the activity is awareness creation, how many groups/ individual participants attended/ were reached, where, how often do you conduct awareness, what kind of issues are discussed
Key Achievements	What are some of the key highlights/successes of the platform?
Main challenges	What has the platform found difficult? What are the main problems and issues facing it?
Sources of funding	Financial, Material or in kind from a) From government b) Outside the government
Future Plans Strategic Plan in place Work Plan in place Who develops the Strategic Plan and Workplans	a) What are the future plans of the platform E.g. Plans to scale up activities by expanding coverage or reaching new groups b) If the organization received more funding, how would they use it?
Name of Consultant completing Profile	Date:

ANNEX II: NP CAPACITY ANALYSIS FRAMEWORK

AFRICA NATIONAL PLATFORM (NP) ANALYSIS METADATA	
INDICATOR	SCORING SCALE / NOTES
I. <u>Institutional Integration</u>: Adequate anchorage within national DM Institutional landscape	
1.1 NP anchored within coherent national DM institutional setup?	<ul style="list-style-type: none"> • If NP sits under one single or weak line ministry / no ability for cross-sector work: SCORE =0; • If NP sits under powerful line ministry or above ministerial / able to provide leadership on DRR cross-sector advocacy and mainstreaming: SCORE = 1
<i>Source: Question I.1: Who manages the Institution?</i>	
SUB-TOTAL I MAX= 1/1	MAX SCORE POSSIBLE FOR INDICATOR= 1/1 (of responses provided)= 100%
II. <u>Human and organizational capacity</u>	
2.1 Does the NP have a Board / Steering Committee / Secretariat?	<ul style="list-style-type: none"> • No= 0 • Yes= 1
<i>Source: Question I.2: STRUCTURE & STRATEGY</i>	
2.2 N° of Board Members	<ul style="list-style-type: none"> • N° of Committee members between 0-5= 0 • N° of Committee members >5= 1
<i>Source: Question I.3</i>	
2.3 Gender Sensitivity in Committee membership	<ul style="list-style-type: none"> • Female members between 0-25% of Board: Score= 0 • Female board members >25%: Score=1

<i>Source: Question I.4</i>	
2.4 Does NP have its own office?	<ul style="list-style-type: none"> • No= 0 • Yes= 1
<i>Source: Question I.5</i>	
2.5 Does NP own its own equipment?	<ul style="list-style-type: none"> • No= 0 • Yes= 1
<i>Source: Question I.6</i>	
2.6 N° of full-time employees	<ul style="list-style-type: none"> • N° of FT employees between 0-5= 0 • N° of FT employees >5= 1
<i>Source: Question I.7</i>	
2.7 Total n° of staff (FT staff + volunteers)	<ul style="list-style-type: none"> • N° of staff between 0-10= 0 • N° of staff >10= 1
<i>Source: Question I.8</i>	
2.8 Highest level of training among NP employees?	<ul style="list-style-type: none"> • Basic= 0 • Higher / more specialized= 1
<i>Source: Question I.9</i>	
2.9 Responsibilities of Staff clearly delineated?	<ul style="list-style-type: none"> • No= 0 • Yes= 1
<i>Source: Question I.10</i>	
2.10 Does the NP prepare ToRs/JDs for employees/ contractors?	<ul style="list-style-type: none"> • No= 0 • Yes= 1
<i>Source: Question I.11</i>	
SUB-TOTAL II MAX= 10/10 MAX SCORE POSSIBLE = 10/10 (of responses provided)= 100%	

III. <u>Financial capacity & ownership</u>	
3.1 Sources of NP funding	<ul style="list-style-type: none"> • Outside funding only= 0 • Government or NP member organizations contribute to NP funding= 1 In notes: specify - source of funding; - % of funding from each source, if known
<i>Source: Question II.1</i>	
3.2 Do membership organizations contribute financial/tech resources?	<ul style="list-style-type: none"> • Very limited contribution= 0 • Substantial= 1
<i>Source: Question IV.3: Who does NP receive technical training from? + Q. IV.5. Technical Support</i>	
3.3 NP Net annual budget balance for 2010 (income-expenditures)	<ul style="list-style-type: none"> • Negative balance: 0 • Positive balance: 1
<i>Source: Question II.1</i>	
SUB-TOTAL III MAX= 2/2 MAX SCORE= 2/2 (of responses provided)= 100%	
IV. <u>Membership profile</u>	
4.1 Number of member organizations	<ul style="list-style-type: none"> • Between 0-10= 0 • >10= 1 <p style="text-align: right;">In notes: list NP membership</p>

Source: Question II.2: Member organizations + Q. IV.1 Number of Members/ type	
4.2 Quality of NP Member: all at risk sectors represented?	<ul style="list-style-type: none"> • Critical at risk sectors not represented within NP (% of at risk sectors represented between 0-50%)= 0 • All national at-risk sectors represented (% of at risk sectors represented between >75%)= 1
Source: Question II.2 + Q. IV.2: who does NP work with?	
4.3 Cross-stakeholder representation	<ul style="list-style-type: none"> • Domination of one stakeholder group (Gov't/NGOs/Private sector)= 0 • At least 1 representative from each stakeholder group (Gov't, NGOs and DRR agencies, Private Sector)= 1
Source: Question IV.1: N° of members	
4.4 Involvement of DRR agencies& institutions in NP programming:	<ul style="list-style-type: none"> • Very limited involvement= 0 • Heavy involvement= 1
Source: Question IV.2	
4.5 Involvement of local communities in NP programming	<ul style="list-style-type: none"> • Very limited involvement= 0 • Heavy involvement= 1
Source: Question IV.4	
SUB-TOTAL IV MAX= 5/5 MAX SCORE POSSIBLE= 5/5 (of responses provided)= 100%	
V. NP activity	
5.1 Number of ongoing Projects of the NP	<ul style="list-style-type: none"> • N° between 0-1= 0 • N° >=2 = 1
Source: Question III: Number of ongoing Projects	

5.2 Scope of work: Projects / decisions of the NP between Dec. 2010 – Dec. 2011	<ul style="list-style-type: none"> • N° between 0-1/concerning only Awareness raising= 0 • N° >=2 on Training/Capacity building for DRR; Vulnerability Assessments; Active targetted Advocacy for DRR mainstreaming= 1
<i>Source: Question V. Platform activities in last 12months</i>	
SUB-TOTAL V MAX= 2/2 MAX SCORE POSSIBLE= 2/2 (of responses provided)= 100%	
VI. NP impact: HFA goals nationally	Achievements in supporting the attainment of
6.1 Leadership role in supporting DRR planning, mainstreaming, paradigm shift	<ul style="list-style-type: none"> • No workplan to mainstream DRR= 0 • Developed workplan to mainstream DRR= 1
<i>Source: Question VI.1: Work Plan</i>	
6.2 To what extent has NP promoted DRR governance and policy as a national/local priority?	<ul style="list-style-type: none"> • No undertaking in this area= 0 • Limited extent (partially promoted at national/local level)= 1 • Large extent (substantially promoted at national and local levels)= 2
<i>Source: Question VI.b</i>	
6.3 To what extent has NP promoted the identification, assessment and monitoring of disaster risks and early warning?	<ul style="list-style-type: none"> • No undertaking in this area= 0 • Limited extent (partially promoted at national/local level)= 1 • Large extent (substantially promoted at national and local levels)= 2
<i>Source: Question VI.c</i>	

<p>6.4 To what extent has NP promoted DRR capacity development, information sharing, knowledge networks, awareness and education campaigns, and communication, towards a risk-aware society?</p>	<ul style="list-style-type: none"> • No undertaking in this area= 0 • Limited extent (partially promoted at national/local level)= 1 • Large extent (substantially promoted at national and local levels)= 2
<p><i>Source: Question VI.d</i></p>	
<p>6.5 To what extent has NP promoted the integration of the reduction of disaster risk factors into cross-sectoral policies and planning?</p>	<ul style="list-style-type: none"> • No undertaking in this area= 0 • Limited extent (partially promoted at national/local level)= 1 • Large extent (substantially promoted at national and local levels)= 2
<p><i>Source: Question VI.e</i></p>	
<p>6.6 To what extent has the NP strengthened disaster preparedness and mitigation?</p>	<ul style="list-style-type: none"> • No undertaking in this area= 0 • Limited extent (partially promoted at national/local level)= 1 • Large extent (substantially promoted at national and local levels)= 2
<p><i>Source: Question VI.f</i></p>	
<p>6.7 in awareness building, how many different stakeholders reached?</p>	<ul style="list-style-type: none"> • N° between 0-5= 0 • N° >5= 1
<p><i>Source: Question V.1: Individual participants reached?</i></p>	
<p>6.8 Key successes of NP to date</p>	<ul style="list-style-type: none"> • No achievements to date= 0 • Awareness-raising/capacity building= 1 • Legislation change/risk anticipation/paradigm shift= 2

Source: Question V.2	
6.9 Current Challenges	<ul style="list-style-type: none"> • Creating NP/Defining mission/getting organized to achieve NP mission= 0 • Funding/Capacity= 1 • Mainstreaming= 2
Source: Question V.3	
6.10 Future Plans	<ul style="list-style-type: none"> • Creating/organizing NP= 0 • Secure funding/Develop capacity= 1 • Institutionalize/Mainstream into policy & legislation= 2
Source: Question IV. g-h	
SUB-TOTAL VI MAX= 18/18	MAX SCORE POSSIBLE= 18/18 (of 10 possible responses provided)= 18 if all responses provided= 100%

ANNEX III: Individual Country NP Capacity Scores and Missing Information, basis for follow-up questionnaires

❖ **ECOWAS Countries**

BENIN				
<u>Record of NP organizational profile information</u>				
Name of NP: /mandated national inter-ministerial authority for DRR-CCA	National Platform for Disaster Risk Prevention- benin			
Year est.:	2011			
Contact Details:	Postal address: BP 925 Cotonou	2292133 7131	Email: dppcmisd@yahoo.fr	
Contact Name:	SOHOU, Alfred			
Preferred way of receiving information:	Email			
Missing information in red				
INDICATORS	SCORE	N° responses provided/Max possible for indicator given responses provided	%	NOTES
<u>I. Institutional coherence</u>				

1.1 NP anchored within coherent national DM institutional setup?	0			Interior Ministry
SUB-TOTAL=	0	1	0%	
II. Human and organizational capacity				
2.1 Does the NP have a Board/SC /Secretariat?				
2.2 N° of Committee Members				N/A
2.3 Gender Sensitivity in Committee membership				N/A
2.4 Does NP have its own office?				N/A
2.5 Does NP own its own equipment?				N/A
2.6 N° of full-time employees				N/A
2.7 Total n° of staff (FT staff + volunteers)				N/A

2.8 Highest level of training among NP employees?				N/A
2.9 Responsibilities of Staff clearly delineated?				
2.10 Does the NP prepare ToRs/JDs for employees/contractors?				N/A
SUB-TOTAL=	0	10	0%	
III. Financial capacity/ownership				
3.1 Sources of NP funding				
3.2 Do membership organizations contribute financial/technical resources to NP?				
3.3 Net annual Budget balance				
SUB-TOTAL=	0	3	0%	
IV. Membership profile				

4.1 Number of member organizations

4.2 Quality of NP Member: all at risk sectors represented?

4.3 Cross-stakeholder representation

4.4 Involvement of NP member DRR agencies in programming:

4.5 Involvement of local communities in NP programming

SUB-TOTAL= 0 5 0%
V. NP activity

5.1 Number of ongoing Projects of the NP


Prière de lister tous les membres de votre Plateforme Nationale

Quels sont les Secteurs étatiques représentés au niveau de la plateforme? Prière de lister toutes les structures étatiques membres de la Plateforme.

Prière de préciser le nombre d'organisations membres de votre plateforme par type (Entités gouv, ONGs, Secteur Privé)

6.3 To what extent has NP promoted the identification, assessment and monitoring of disaster risks and early warning?

6.4 To what extent has NP promoted DRR capacity development, information sharing, knowledge networks, awareness and education campaigns, and communication, towards a risk-aware society?



6.5 To what extent has NP promoted the integration of the reduction of disaster risk factors into cross-sectoral policies and planning?


6.6 To what extent has the NP strengthened disaster preparedness and mitigation?

6.7 in awareness building, how many different stakeholders reached?

6.8 Key successes of NP to date

6.9 Current Challenges

6.10 Future Plans



SUB-TOTAL=

0 7 0%

10 responses provided=> Max score possible= 18

TOTAL CAPACITY SCORE= AVG CAPACITY ACROSS INDICATORS=	0	29	0,0 %
			0%

BURKINA FASO			
Record of NP organizational profile information			
Name of NP: /mandated national inter-ministerial authority for DRR-CCA	CONASUR- Burkina Faso		
Year est.:	2009		
Contact Details:	Postal address: C1 BP 515 Ouagadougou 01	Tel: (+226) 7032377 9	Email: bubagi@yahoo.fr, secours_conasur@yahoo.fr
Contact Name:	DIANE, Abubakar		
Preferred way of receiving information:	Email, Postal mail		
Missing information in red			
INDICATORS	SCORE	N° resp ons es prov ided /Max pos sible for	%
		NOTES	

indicator
given
responses
provided

I. Institutional coherence

1.1 NP anchored within coherent national DM institutional setup? 0 Ministry of Social Action, CONASUR president

SUB-TOTAL= 0 1 0 %

II. Human and organizational capacity

2.1 Does the NP have a Board/SC /Secretariat? 1

2.2 N° of Committee Members
2.3 Gender Sensitivity in Committee membership



2.4 Does NP have its own office? 1

2.5 Does NP own its own equipment?	1		Office material, computers, vehicles
2.6 N° of full-time employees	1		16 employees
2.7 Total n° of staff (FT staff + volunteers)	1		0 volunteers
2.8 Highest level of training among NP employees?	0		Short duration trainings, no diploma
2.9 Responsibilities of Staff clearly delineated?	0		
2.10 Does the NP prepare ToRs/JDs for employees/contractors?	1		
SUB-TOTAL=		6	8
			7
			5
			%
III. Financial capacity/ownership			
3.1 Sources of NP funding	1		From government: financial support, materiel, personel; From Member orgs: nothing; From Outside sources: NGOs and partners (UNICEF, ECOWAS, UNDP, WAEMU).
3.2 Do membership organizations contribute financial/technical ressources to NP?	0		Technical contribution yes, but financially no.

3.3 Net annual Budget balance				
	0			2010 Income= 1.111.000; 2010 Expenses: 1.300.000
			3	
			3	
SUB-TOTAL=	1	3	%	
IV. Membership profile				
4.1 Number of member organizations				Prière de lister tous les membres de votre Plateforme Nationale
4.2 Quality of NP Member: all at risk sectors represented?				
4.3 Cross-stakeholder representation				Quels sont les Secteurs étatiques représentés au niveau de la plateforme? Prière de lister toutes les structures étatiques membres de la Plateforme.
4.4 Involvement of NP member DRR agencies in programming:	0			2 NGOs, 0 from private sector
4.5 Involvement of local communities in NP programming	0			Timid involvement in programming
	1			Within projects
			3	
			3	
SUB-TOTAL=	1	3	%	

V. NP activity			
5.1 Number of ongoing Projects of the NP	0		1 Project on Capacity Development in Disaster Management, 1 CCA project (1 ongoing, 1 not yet started)
5.2 Scope of work: Projects / decisions of the NP between Dec. 2010 – Dec. 2011	0		Awareness raising (600) and trainings (550 people as recipients)
SUB-TOTAL=	0	2	0 %
VI. NP impact: Achievements in supporting the attainment of HFA goals nationally			
6.1 Leadership role in supporting DRR planning, mainstreaming, paradigm shift			
	0		National strategy under elaboration; AWP developed by Permanent Secretariat of CONASUR. CONASUR's leadership limited to hosting every year the DRR day and organization of training on DM as well as awareness-raising
6.2 To what extent has NP promoted DRR governance and policy as a national/local priority?			
	1		

6.3 To what extent has NP promoted the identification, assessment and monitoring of disaster risks and early warning?

Programmed within the BCPR project

1

6.4 To what extent has NP promoted DRR capacity development, information sharing, knowledge networks, awareness and education campaigns, and communication, towards a risk-aware society?

0

6.5 To what extent has NP promoted the integration of the reduction of disaster risk factors into cross-sectoral policies and planning?

1

6.6 To what extent has the NP strengthened disaster preparedness and mitigation?				
6.7 in awareness building, how many different stakeholders reached?	1			
6.8 Key successes of NP to date	1		600 people	
6.9 Current Challenges	1		Contingency plan developed, Elaboration of national strategy under way, regular convening of Platform meetings	
6.10 Future Plans	1		Making provincial and local platforms operational; financial, logistic, and human resource challenges	
	1		Making provincial and local platforms operational; engaging all sectors of national society	
SUB-TOTAL=	8	18	4	4
				10 responses provided=> Max score possible= 18
TOTAL CAPACITY SCORE=	16	35	4	5,
				7
AVG CAPACITY ACROSS INDICATORS=			3	%
			1	%

CABO VERDE

Record of NP organizational profile information

Name of NP: National Platform for Disaster Risk Reduction- Cape Verde

/mandated national inter-ministerial authority for DRR-CCA

Year est.: 2007

Contact Details: Postal address: 222 President of the National Civil Protection Service
 Tel: (+238) 261657 6 / +238 616412
 Fax: (+238) 2616 575
 Email: acbfernandes@hotmail.com

Contact Name: Service

Preferred way of receiving information: Email

Missing information in red

INDICATORS	SCORE	N° responses provided/Max possible for indicator given responses provided	%	NOTES
------------	-------	---	---	-------

I. Institutional coherence			
1.1 NP anchored within coherent national DM institutional setup?	0		National Service of Civil Protection
SUB-TOTAL=	0	1	0%
II. Human and organizational capacity			
2.1 Does the NP have a Board/SC /Secretariat?	0		No Board/Secretariat
2.2 N° of Committee Members	0		N/A
2.3 Gender Sensitivity in Committee membership	0		N/A
2.4 Does NP have its own office?	0		
2.5 Does NP own its own equipment?	0		N/A
2.6 N° of full-time employees	0		4 employees
2.7 Total n° of staff (FT staff + volunteers)	0		1 volunteer

2.8 Highest level of training among NP employees?	0			Short duration trainings, no diploma
2.9 Responsibilities of Staff clearly delineated?	1			
2.10 Does the NP prepare ToRs/JDs for employees/contractors?	0			
SUB-TOTAL=	1	10	10%	
III. Financial capacity/ownership				
3.1 Sources of NP funding				Prière de lister toutes vos ressources financières selon la source (Gouvernement, PTFs, org membres de la Plateforme)
3.2 Do membership organizations contribute financial/technical resources to NP?				
	0			Prière de préciser quels organisations contribuent au financement de la Plateforme
3.3 Net annual Budget balance				
				Préciser le budget 2010: Total approximatif des revenus 2010, dépenses approximatives en 2010
SUB-TOTAL=	0	1	0%	
IV. Membership profile				

4.1 Number of member organizations
 4.2 Quality of NP Member: all at risk sectors represented?

4.3 Cross-stakeholder representation

4.4 Involvement of NP member DRR agencies in programming:

4.5 Involvement of local communities in NP programming

1

1

Prière de lister tous les membres de votre Plateforme Nationale

Quels sont les Secteurs étatiques représentés au niveau de la plateforme? Prière de lister toutes les structures étatiques membres de la Plateforme.

Prière de préciser le nombre d'organisations mebres de votre plateforme par type (Entités gouv, ONGs, Secteur Privé)

Within projects

SUB-TOTAL=	2	2	100
V. NP activity			%

5.1 Number of ongoing Projects of the NP

0

Advocacy and Hyogro Framework Promotion

5.2 Scope of work:

Projects /

**decisions of the
NP between Dec.**

2010 – Dec. 2011

0

No meeting of the NP, but a member organizations conducted a few activities

SUB-TOTAL=

0

2

0%

VI. NP impact: Achievements in supporting the attainment of HFA goals nationally

**6.1 Leadership role
in supporting DRR
planning,
mainstreaming,
paradigm shift**

0

No Strategy, AWP or ToR

**6.2 To what extent
has NP promoted
DRR governance
and policy as a
national/local
priority?**

1

6.3 To what extent has NP promoted the identification, assessment and monitoring of disaster risks and early warning?

Programmed within the BCPR project

1

6.4 To what extent has NP promoted DRR capacity development, information sharing, knowledge networks, awareness and education campaigns, and communication, towards a risk-aware society?

1

6.5 To what extent has NP promoted the integration of the reduction of disaster risk factors into cross-sectoral policies and planning?	1		
6.6 To what extent has the NP strengthened disaster preparedness and mitigation?	1		
6.7 in awareness building, how many different stakeholders reached?			Dans le cadre ds activités de sensibilisation de la Plateforme Nationale au cours des 12 derniers mois passés, combien de gorupes/individus ont été attents? Combient sont touchés? (merci d'indiquer nombre et type de cibles, ainsi que les résultats de ces activités de sensibilisation). Avec quelle fréquence menez vous vos activités
6.8 Key successes of NP to date	0		Launch of the NP and proposition of the new structure
6.9 Current Challenges	0		Meeting of the NP; lack of a budget; need for strengthening of the human ressources
6.10 Future Plans	0		Institutionalization of the NP; Elaboration of a ToR; Creation of a Secretariat for the NP; Capacity development for NP staff.
SUB-TOTAL=	5	18	28%
TOTAL CAPACITY	8	34	23,5
			10 responses provided=> Max score possible= 18

SCORE= AVG CAPACITY ACROSS INDICATORS=		%	
		23%	

COTE d'IVOIRE				
<u>Record of NP organizational profile information</u>				
Name of NP: /mandated national inter-ministerial authority for DRR-CCA	National Platform for Disaster Risk Reduction- Côte d'Ivoire			
Year est.:	Process underway since 2007			
Contact Details:	Postal address: 20 BP 650, Abidjan 20	0826 0809	Email: ochoud@yahoo.com	
Contact Name:	OCHOU ABE, Daffin			
Preferred way of receiving information:	Email			
Missing information in red				
INDICATORS	SCORE	N° responses provided/ Max possible for indicator given responses	%	NOTES

I. Institutional coherence

1.1 NP anchored within coherent national DM institutional setup?	0		Ministry of Environment
SUB-TOTAL=	0	1	0%

II. Human and organizational capacity

2.1 Does the NP have a Board/SC /Secretariat?	0		
2.2 N° of Committee Members			N/A
2.3 Gender Sensitivity in Committee membership			N/A
2.4 Does NP have its own office?			N/A
2.5 Does NP own its own equipment?			N/A
2.6 N° of full-time employees			N/A
2.7 Total n° of staff (FT staff + volunteers)			N/A

2.8 Highest level of training among NP employees?				N/A
2.9 Responsibilities of Staff clearly delineated?	0			
2.10 Does the NP prepare ToRs/JDs for employees/contractors?				N/A
SUB-TOTAL=	0	10	0%	
III. Financial capacity/ownership				
3.1 Sources of NP funding	0			UNDP financing for up to 2,000 USD
3.2 Do membership organizations contribute financial/technical resources to NP?				
3.3 Net annual Budget balance	0			Technical support from UN system (UNISDR, UNDP, FAO)
SUB-TOTAL=	0	3	0%	
IV. Membership profile				

4.1 Number of member organizations

4.2 Quality of NP Member: all at risk sectors represented?

4.3 Cross-stakeholder representation

4.4 Involvement of NP member DRR agencies in programming:

4.5 Involvement of local communities in NP programming

Prière de lister tous les membres de votre Plateforme Nationale

Quels sont les Secteurs étatiques représentés au niveau de la plateforme? Prière de lister toutes les structures étatiques membres de la Plateforme.

Prière de préciser le nombre d'organisations membres de votre plateforme par type (Entités gouv, ONGs, Secteur Privé)

0

SUB-TOTAL=

0

5

0%

V. NP activity

5.1 Number of ongoing Projects of the NP

5.2 Scope of work: Projects / decisions of the NP between Dec. 2010 – Dec. 2011

SUB-TOTAL= 0 3 0%

VI. NP impact: Achievements in supporting the attainment of HFA goals nationally

6.1 Leadership role in supporting DRR planning, mainstreaming, paradigm shift

0


Strategic plan developed by consultant, then validated during workshop by various State ministries, NGOs, local officials

6.2 To what extent has NP promoted DRR governance and policy as a national/local priority?



6.3 To what extent has NP promoted the identification, assessment and monitoring of disaster risks and early warning?

6.4 To what extent has NP promoted DRR capacity development, information sharing, knowledge networks, awareness and education campaigns, and communication, towards a risk-aware society?



6.5 To what extent has NP promoted the integration of the reduction of disaster risk factors into cross-sectoral policies and planning?

6.6 To what extent has the NP strengthened disaster preparedness and mitigation?

6.7 in awareness building, how many different stakeholders reached?

6.8 Key successes of NP to date

6.9 Current Challenges

6.10 Future Plans

SUB-TOTAL=

TOTAL CAPACITY SCORE=

0

0

0

0

0

7

29

0%

0,0

%

Definition and Adoption of the National Strategy and Action Plan during workshop
 Officially launching the NP; Future submission of the decree proposition to institute the NP to Government
 Establish the NP and really make it function

AVG CAPACITY ACROSS INDICATORS=

0%

GAMBIA

Record of NP organizational profile information

Name of NP: /mandated national inter-ministerial authority for DRR-CCA

National Platform for Disaster Risk Reduction- Gambia

Year est.:

2011

Contact Details:

Postal address: PO Box 1427
 Telephone: (+220) 3936380 / 9336380
 Email: khanessa2000@yahoo.com
 KHAN, Essa, Executive

Contact Name:

Director NDMA

Preferred way of receiving information:

Email

Missing information in red

INDICATORS	SCORE	N° responses provided/ Max possible for indicator given responses provided	%	NOTES
I. Institutional coherence				

1.1 NP anchored within coherent national DM institutional setup?	1		NDMA manages the NP; under Office of Vice-President
SUB-TOTAL=	1	1	100 %
II. Human and organizational capacity			
2.1 Does the NP have a Board/SC /Secretariat?	1		Secretariat
2.2 N° of Committee Members			
2.3 Gender Sensitivity in Committee membership			
2.4 Does NP have its own office?	0		
2.5 Does NP own its own equipment?			
2.6 N° of full-time employees			
2.7 Total n° of staff (FT staff + volunteers)			
2.8 Highest level of training among NP employees?			

2.9 Responsibilities of Staff clearly delineated?				N/A
2.10 Does the NP prepare ToRs/JDs for employees/ contractors?				
SUB-TOTAL=	1	2	50%	
III. Financial ownership				
3.1 Sources of NP funding	1			Support from NDMA; Outside funding: Embassy of the Republic of China/Taiwan
3.2 Do membership organizations contribute financial/technical resources to NP?				
3.3 Net annual Budget balance	0			Very limited
				2010 Annual Income and Expenditures
SUB-TOTAL=	1	2	50%	
IV. Membership profile				
4.1 Number of member organizations				Need more details on Membership profile: Please list all NP Members
4.2 Quality of NP Member: all at risk sectors represented?				All sectors represented: Please list them
4.3 Cross-stakeholder representation				Need more details on Membership profile

4.4 Involvement of NP member DRR agencies in programming:			
	1		
4.5 Involvement of local communities in NP programming			
	1		
SUB-TOTAL=	2	2	100%
V. NP activity			
5.1 Number of ongoing Projects of the NP	1		Advocacy, Capacity building
5.2 Scope of work: Projects / decisions of the NP between Dec. 2010 – Dec. 2011	1		
SUB-TOTAL=	2	2	100%
VI. NP impact: Achievements in supporting the attainment of HFA goals nationally			
6.1 Leadership role in supporting DRR planning, mainstreaming, paradigm shift			
	1		

6.2 To what extent has NP promoted DRR governance and policy as a national/local priority?

1

6.3 To what extent has NP promoted the identification, assessment and monitoring of disaster risks and early warning?

1

6.4 To what extent has NP promoted DRR capacity development, information sharing, knowledge networks, awareness and education campaigns, and communication, towards a risk-aware society?

1

6.5 To what extent has NP promoted the integration of the reduction of disaster risk factors into cross-sectoral policies and planning?

0

6.6 To what extent has the NP strengthened disaster preparedness and mitigation?				
6.7 in awareness building, how many different stakeholders reached?	2			
6.8 Key successes of NP to date	0			
6.9 Current Challenges	1			
6.10 Future Plans	1			
	2			
SUB-TOTAL=	10	18	56%	10 responses provided=> Max score possible= 18
TOTAL CAPACITY SCORE=	17	27	63,0%	
AVG CAPACITY ACROSS INDICATORS=			76%	

GHANA	
<u>Record of NP organizational profile information</u>	
Name of NP: /mandated national inter-	National Platform for Disaster Risk Reduction and CCA- Ghana

**ministerial
authority for
DRR-CCA**

Year est.: 2006

Postal address: PO Box CT 3994 Cantonments, Accra PORTUPHY, Kofi

Tel: (+23 3) 3027 6259 3

Fax: (+23 3) 3027 7292 6

Email: nadmo@live.com

Contact Details:

Contact Name:

Preferred way of receiving information:

Missing information in red

INDICATORS	SCORE	N° responses provided/ Max possible for indicator given responses provided	%	NOTES
I. Institutional coherence				

1.1 NP anchored within coherent national DM institutional setup?	0	NADMO under Ministry of Interior; no permanent inter-ministerial Disaster task force (a temporary one established during Ghana 2007 floods)
SUB-TOTAL=	0	1 0%
II. Human and organizational capacity		
2.1 Does the NP have a Board/SC /Secretariat?	1	Secretariat
2.2 N° of Committee Members		
2.3 Gender Sensitivity in Committee membership		
2.4 Does NP have its own office?	0	
2.5 Does NP own its own equipment?		
2.6 N° of full-time employees		
2.7 Total n° of staff (FT staff + volunteers)		
2.8 Highest level of training among NP employees?		NADMO qualified staff man the Secretariat (NOT ENOUGH. NEED MORE ANSWERS)

2.9 Responsibilities of Staff clearly delineated?				
2.10 Does the NP prepare ToRs/JDs for employees/contractors?				
SUB-TOTAL=	1	2	50%	
III. Financial ownership				
3.1 Sources of NP funding	1			From government of Ghana: Financial support; From Member orgs: manpower/logistics, expertise; From Outside sources (UNDP): Multilateral. Approx annual income: 350,000 USD. Approx. Annual expenditure: 300,000.
3.2 Do membership organizations contribute financial/technical resources to NP?	0			Not all. NP receives technical support/training from Japan (equipments), UNDP, UNICEF (Training)
3.3 Net annual Budget balance				2010 Annual Income and Expenditures
SUB-TOTAL=	1	2	50%	
IV. Membership profile				
4.1 Number of member organizations	1			Member organizations: All line ministries (Ministry of interior, Water resources, Science and Environment, Lands and Forestry, Education, Finance, Local Government, Women and Children, Agriculture, Health, Foreign Affairs, Employment&Social Welfare, Information Communication, Attorney General's office), Presidency (A member from the Office of the President), Parliament (Parliamentary select Committee on Defence and Interior), Departments (Police, Fire service, Ghana Education Service, Armed Forces, Civil Aviation, Maritime Academy, Health Service, Committee of Vice Chancellors, etc.), Academia and Distinguished Individuals.

4.2 Quality of NP Member: all at risk sectors represented?	1	NP works with All, including NGOs, CBOs, volunteers
4.3 Cross-stakeholder representation		Please Indicate the number of member organizations (national) by type: a) Gov't entities, b) NGOs & DRR agencies, 3) Private Sector
4.4 Involvement of NP member DRR agencies in programming:	1	
4.5 Involvement of local communities in NP programming	1	
SUB-TOTAL=	4	4 100%
V. NP activity		
5.1 Number of ongoing Projects of the NP	1	Incorporation of DRR in school curricular; Dissemination of information on resilient buildings; Revenue mobilization (financial support drive); Trainin g of volunteers on pests identification in promotion of food security
5.2 Scope of work: Projects / decisions of the NP between Dec. 2010 – Dec. 2011	1	Prepared DM plans for districts, assessed hydrometeorological disasters & made recommendations
SUB-TOTAL=	2	2 100%
VI. NP impact: Achievements in supporting the attainment of HFA goals nationally		

<p>6.1 Leadership role in supporting DRR planning, mainstreaming, paradigm shift</p>	<p>1</p>	<p>NP develops the National DRR/CCA Action Plan, the National Disaster Management Plan and the National Contingency Plan and SoP, supported by NADMO and donors; NP acts to mainstream DRR by running fora for ministries and local governments; by targetting planning and budget officers; by lobbying the legislature.</p>
<p>6.2 To what extent has NP promoted DRR governance and policy as a national/local priority?</p>	<p>2</p>	
<p>6.3 To what extent has NP promoted the identification, assessment and monitoring of disaster risks and early warning?</p>	<p>2</p>	

6.4 To what extent has NP promoted DRR capacity development, information sharing, knowledge networks, awareness and education campaigns, and communication, towards a risk-aware society?

6.5 To what extent has NP promoted the integration of the reduction of disaster risk factors into cross-sectoral policies and planning?

6.6 To what extent has the NP strengthened disaster preparedness and mitigation?

1

2



6.7 in awareness building, how many different stakeholders reached?	1			All regions of Ghana
6.8 Key successes of NP to date	2			Development of National Building Code; Preparation of National DRR Action Plan; Preparation of National DRR Policy.
6.9 Current Challenges	1			Coordination (within multisectoral dimension), Regular funding of initiatives, Individual agencies committing financial resources
6.10 Future Plans	1			Enhance the capacity of Platform members; Intensify advocacy
SUB-TOTAL=	13	16	81%	10 responses provided=> Max score possible= 17
TOTAL CAPACITY SCORE=	21	27	77,8%	
AVG CAPACITY ACROSS INDICATORS=			64%	

GUINEA	
<u>Record of NP organizational profile information</u>	
Name of NP: /mandated national inter-ministerial authority for DRR-CCA	National Platform for Disaster Risk Prevention- Guinea Conakry
Year est.:	Under preparation
Contact Details:	Postal address: Nation DM 22466586 service 203 SYLLA, Mamadou
Contact Name:	Email: syllaicha2002@yahoo.fr

Preferred way of receiving information: Email

Missing information in red

INDICATORS	SCORE	N° responses provided/ Max possible for indicator given responses provided	%	NOTES
------------	-------	--	---	-------

I. Institutional coherence

1.1 NP anchored within coherent national DM institutional setup? N/A

SUB-TOTAL= 1 0%

II. Human and organizational capacity

2.1 Does the NP have a Board/SC /Secretariat? [Redacted]

2.2 N° of Committee Members N/A

2.3 Gender Sensitivity in Committee membership	N/A			
2.4 Does NP have its own office?	N/A			
2.5 Does NP own its own equipment?	N/A			
2.6 N° of full-time employees	N/A			
2.7 Total n° of staff (FT staff + volunteers)	N/A			
2.8 Highest level of training among NP employees?	N/A			
2.9 Responsibilities of Staff clearly delineated?				
2.10 Does the NP prepare ToRs/JDs for employees/contractors?	N/A			
SUB-TOTAL=		0	10	0%
III. Financial capacity/ownership				
3.1 Sources of NP funding				

3.2 Do membership organizations contribute financial/technical resources to NP?

3.3 Net annual Budget balance

SUB-TOTAL= 0 3 0%

IV. Membership profile

4.1 Number of member organizations

4.2 Quality of NP Member: all at risk sectors represented?

4.3 Cross-stakeholder representation

4.4 Involvement of NP member DRR agencies in programming:



Prière de lister tous les membres de votre Plateforme Nationale

Quels sont les Secteurs étatiques représentés au niveau de la plateforme? Prière de lister toutes les structures étatiques membres de la Plateforme.

Prière de préciser le nombre d'organisations membres de votre plateforme par type (Entités gouv, ONGs, Secteur Privé)

4.5 Involvement of local communities in NP programming

SUB-TOTAL= 0 5 0%

V. NP activity

5.1 Number of ongoing Projects of the NP

5.2 Scope of work: Projects / decisions of the NP between Dec. 2010 – Dec. 2011


SUB-TOTAL= 0 3 0%

VI. NP impact: Achievements in supporting the attainment of HFA goals nationally

6.1 Leadership role in supporting DRR planning, mainstreaming, paradigm shift


6.2 To what extent has NP promoted DRR governance and policy as a national/local priority?

6.3 To what extent has NP promoted the identification, assessment and monitoring of disaster risks and early warning?



6.4 To what extent has NP promoted DRR capacity development, information sharing, knowledge networks, awareness and education campaigns, and communication, towards a risk-aware society?

6.5 To what extent has NP promoted the integration of the reduction of disaster risk factors into cross-sectoral policies and planning?



6.6 To what extent has the NP strengthened disaster preparedness and mitigation?

6.7 in awareness building, how many different stakeholders reached?

6.8 Key successes of NP to date

6.9 Current Challenges

6.10 Future Plans

SUB-TOTAL=	0	18	0%
TOTAL CAPACITY SCORE=	0	29	0,0%
AVG CAPACITY ACROSS INDICATORS=			0%



MALI

Record of NP organizational profile information

Name of NP: National Platform for Disaster
/mandated Risk Reduction and CCA- Mali
national inter-

**ministerial
authority for
DRR-CCA**

Year est.:

2005

Postal address:

Direction

Générale de la
Protection civile,

ACI 2000

Colonel Major

TRAORE,

Mamadou

Tel:

(+223)

20223911

Email: coloneltraore@yahoo.fr

Contact Details:

Contact Name:

**Preferred way of receiving
information:**

Emai

l,

Fax

Missing information in red

INDICATORS	SCORE	N° resp onse s prov ided/ Max poss ible for indic ator give n resp onse s prov ided	%	NOTES
------------	-------	---	---	-------

I. Institutional coherence			
1.1 NP anchored within coherent national DM institutional setup?	0		Under Direction Générale de la Protection Civile (DGPC), Ministry of Internal Security and Civil Protection
SUB-TOTAL=	0	1	0 %
II. Human and organizational capacity			
2.1 Does the NP have a Board/SC /Secretariat?			
2.2 N° of Committee Members			
2.3 Gender Sensitivity in Committee membership			
2.4 Does NP have its own office?	0		No, located at the DGPC
2.5 Does NP own its own equipment?	0		
2.6 N° of full-time employees	0		4 FT employees
2.7 Total n° of staff (FT staff + volunteers)	1		3 volunteers, 7 total

2.8 Highest level of training among NP employees?	1		MA degree for both FT ad volunteers
2.9 Responsibilities of Staff clearly delineated?	1		
2.10 Does the NP prepare ToRs/JDs for employees/contractors?	0		
SUB-TOTAL=	3	7	43 %
III. Financial ownership			
3.1 Sources of NP funding	1		From government; From Member orgs: sector institutions; From Outside sources: UNDP, DANIDA. Approx annual income: 200,000 USD
3.2 Do membership organizations contribute financial/technical resources to NP?			
3.3 Net annual Budget balance	0		NP receives technical support/training from UN SYSTEM, ECOWAS, WAEMU Budget Annuel 2010: Total approximatif des Revenus et Dépenses de la Plateforme en 2010
SUB-TOTAL=	1	2	50 %
IV. Membership profile			

4.1 Number of member organizations	1	22 Mmember orgs: 13 Government entities, 4 NGOs, university
4.2 Quality of NP Member: all at risk sectors represented?		Quels sont les Secteurs étatiques représentés au niveau de la plateforme? Avec qui la plateforme travaille t'elle?
4.3 Cross-stakeholder representation	1	13 Government entities, 7 NGOs, 2 provate sector
4.4 Involvement of NP member DRR agencies in programming:	1	
4.5 Involvement of local communities in NP programming	1	
SUB-TOTAL=	4	100%
V. NP activity		
5.1 Number of ongoing Projects of the NP	1	4th 3 DRR projects, GFDRR Project under formulation

5.2 Scope of work:
 Projects /
 decisions of the
 NP between Dec.
 2010 – Dec. 2011

0

Awareness raising; microprojects; networking of key institutions

SUB-TOTAL=

1

2

50
%

VI. NP impact: Achievements in supporting the attainment of HFA goals nationally

6.1 Leadership role
 in supporting DRR
 planning,
 mainstreaming,
 paradigm shift

Il y'a t-il un plan national de RRC en place au Mali? NP in charge of plan development,
 but with the help of a consultant

6.2 To what extent
 has NP promoted
 DRR governance
 and policy as a
 national/local
 priority?

0

6.3 To what extent has NP promoted the identification, assessment and monitoring of disaster risks and early warning?

Datatabase of georeferenced risks established

1

6.4 To what extent has NP promoted DRR capacity development, information sharing, knowledge networks, awareness and education campaigns, and communication, towards a risk-aware society?

1

Awareness raining workshop, networking of universities, parliamentarians, media and senior officials

6.5 To what extent has NP promoted the integration of the reduction of disaster risk factors into cross-sectoral policies and planning?	1			
6.6 To what extent has the NP strengthened disaster preparedness and mitigation?	2			
6.7 in awareness building, how many different stakeholders reached?				Dans le cadre ds activités de sensibilisation de la Plateforme Nationale au cours des 12 derniers mois passés, combien de gorupes/individus ont été attents? Combient sont touchés? (merci d'indiquer nombre et type de cibles, ainsi que les résultats de ces activités de sensibilisation). Avec quelle fréquence menez vous vos activités
6.8 Key successes of NP to date	0			Awareness raising among elites and eleted officials
6.9 Current Challenges	1			Funding from national budget; Convince the Minister of Finance; Integration of DRR into Poverty reduction plan as a major cross cutting theme
6.10 Future Plans	1			Finalization of legal framework
SUB-TOTAL=	7	16	44 %	10 responses provided=> Max score possible= 18

TOTAL CAPACITY SCORE=	16	32	50,0 %
AVG CAPACITY ACROSS INDICATORS=			48 %

NIGER				
<u>Record of NP organizational profile information</u>				
Name of NP: /mandated national inter-ministerial authority for DRR-CCA	National Platform for Disaster Risk Reduction- Niger			
Year est.:	Decree from 2002; but NP creation still pending			
Contact Details:	Postal address: 893 OUSSEINI, Mariama Tel: (+227) 96 88 68 58 Email: sap@intnet.ne			
Contact Name:	Mariama			
Preferred way of receiving information:	Email			
Missing information in red				
INDICATORS	SCORE	N° responses provided/ Max possible for indicator given	%	NOTES

response
s
provided

I. Institutional coherence

1.1 NP anchored within coherent national DM institutional setup? 1 Mrs. Osseinin Mariama manages institution; Système d'Alerte Précoce et de Gestion des Catastrophes (SAP), Office of the Prime Minister

SUB-TOTAL= 1 1 100 %

II. Human and organizational capacity

2.1 Does the NP have a Board/SC /Secretariat?

1

2.2 N° of Committee Members

2.3 Gender Sensitivity in Committee membership

2.4 Does NP have its own office?

2.5 Does NP own its own equipment?



2.6 N° of full-time employees

2.7 Total n° of staff (FT staff + volunteers)

2.8 Highest level of training among NP employees?

2.9 Responsibilities of Staff clearly delineated?

1

2.10 Does the NP prepare ToRs/JDs for employees/ contractors?

1

SUB-TOTAL=

3

3

100
%

III. Financial capacity/ownership

3.1 Sources of NP funding

3.2 Do membership organizations contribute financial/technical resources to NP?

0

UNDP, AEMU and UE provide technical support

3.3 Net annual Budget balance

SUB-TOTAL= 0 1 0%

IV. Membership profile

4.1 Number of member organizations

4.2 Quality of NP Member: all at risk sectors represented?

4.3 Cross-stakeholder representation

4.4 Involvement of NP member DRR agencies in programming:

4.5 Involvement of local communities in NP programming

1

Prrière de lister tous les membres de votre Plateforme Nationale

Quels sont les Secteurs étatiques représentés au niveau de la plateforme? Prière de lister toutes les structures étatiques membres de la Plateforme.

Technical ministries, National & International NGOs, University and research instiutions, ...

SUB-TOTAL= 1 1 100%

V. NP activity

5.1 Number of ongoing Projects of the NP



5.2 Scope of work: Projects / decisions of the NP between Dec. 2010 – Dec. 2011

0

Preparation of decree project to create NP

SUB-TOTAL=

0

1

0%

VI. NP impact: Achievements in supporting the attainment of HFA goals nationally

6.1 Leadership role in supporting DRR planning, mainstreaming, paradigm shift



6.2 To what extent has NP promoted DRR governance and policy as a national/local priority?




1

6.3 To what extent has NP promoted the identification, assessment and monitoring of disaster risks and early warning?

2

6.4 To what extent has NP promoted DRR capacity development, information sharing, knowledge networks, awareness and education campaigns, and communication, towards a risk-aware society?

1



6.5 To what extent has NP promoted the integration of the reduction of disaster risk factors into cross-sectoral policies and planning?				
6.6 To what extent has the NP strengthened disaster preparedness and mitigation?	1			
6.7 in awareness building, how many different stakeholders reached?	1			
6.8 Key successes of NP to date				Definition and Adoption of the National Strategy and Action Plan during workshop; 2 national workshops for sharing and validation of the PNF/DRR
6.9 Current Challenges	0			Officially launching the NP; Future submission of the decree proposition to institute the NP to Government
6.10 Future Plans	0			Establish the NP and really make it function
SUB-TOTAL=	6	16	38	%

TOTAL CAPACITY SCORE=	11	23	47,8%
AVG CAPACITY ACROSS INDICATORS=			56%

SENEGAL

Record of NP organizational profile information

Name of NP: National Platform for Disaster Risk Reduction-Senegal
/mandated national inter-ministerial authority for DRR-CCA

Year est.: 2008

Contact Details:
 Postal address: 010448
 Tel: (+221) 3388 3382106
 Fax: (+221) 3382106
 Email: protectioncivile@gouv.sn

Contact Name: Mare
Preferred way of receiving information: Email

Missing information in red

INDICATORS	S C O R E	N° resp onse s provi ded/ Max possi ble for indic ator given resp onse s provi ded	%	NOTES
I. <u>Institutional coherence</u>				
1.1 NP anchored within coherent national DM institutional setup?	0	1	0%	Civil Protection Department
SUB-TOTAL=	0	1	0%	
II. <u>Human and organizational capacity</u>				
2.1 Does the NP have a Board/SC /Secretariat?	1			

2.2 N° of Committee Members	1	13 members
2.3 Gender Sensitivity in Committee membership	1	8 men, 5 women
2.4 Does NP have its own office?	1	
2.5 Does NP own its own equipment?		
2.6 N° of full-time employees	0	4 employees
2.7 Total n° of staff (FT staff + volunteers)		
2.8 Highest level of training among NP employees?	0	Civil servant
2.9 Responsibilities of Staff clearly delineated?	1	
2.10 Does the NP prepare ToRs/JDs for employees/contractors?	0	
SUB-TOTAL=	5	8 63%

III. Financial capacity/ownership			
3.1 Sources of NP funding	1		Government Budget; technical and financial partners (UNDP, World Bank, JICA)
3.2 Do membership organizations contribute financial/technical resources to NP?			<p>Prière de préciser si les organisations membres de la Plateforforùe contribuent au financement de la Plateforme</p> <p>Préciser le budget 2010: Total approximatif des revenus 2010, dépenses approximatives en 2010</p>
3.3 Net annual Budget balance			
SUB-TOTAL=	1	1	100%
IV. Membership profile			
4.1 Number of member organizations	1		See decree 2008-211 of the Republic of Senegal, attached
4.2 Quality of NP Member: all at risk sectors represented?	1		See decree 2008-211 of the Republic of Senegal, attached
4.3 Cross-stakeholder representation	1		See decree 2008-211 of the Republic of Senegal, attached

4.4 Involvement of NP member DRR agencies in programming:				
	1			
4.5 Involvement of local communities in NP programming				
	1			
SUB-TOTAL=	5	5	100%	
V. NP activity				
5.1 Number of ongoing Projects of the NP	0			1 World Bank project PROGER (management of flood waters in Dakar); 1 DRR-CCA
5.2 Scope of work: Projects / decisions of the NP between Dec. 2010 – Dec. 2011	1			PROGEP project (flood waters in Dakar), Hann-Fann canal; pipeline of SAR works
SUB-TOTAL=	1	2	50%	
VI. NP impact: Achievements in supporting the attainment of HFA goals nationally				

6.1 Leadership role in supporting DRR planning, mainstreaming, paradigm shift

Il y'a t-il un plan national de RRC en place au Mali? NP in charge of plan development, but with the help of a consultant

6.2 To what extent has NP promoted DRR governance and policy as a national/local priority?

1

6.3 To what extent has NP promoted the identification, assessment and monitoring of disaster risks and early warning?

Programmed within the BCPR project

1

6.4 To what extent has NP promoted DRR capacity development, information sharing, knowledge networks, awareness and education campaigns, and communication, towards a risk-aware society?

1

6.5 To what extent has NP promoted the integration of the reduction of disaster risk factors into cross-sectoral policies and planning?

1

6.6 To what extent has the NP strengthened disaster preparedness and mitigation?				
6.7 in awareness building, how many different stakeholders reached?	1			
6.8 Key successes of NP to date				
6.9 Current Challenges				
6.10 Future Plans	0			Execution of PROGER and DRR/CCA projects
SUB-TOTAL=	5	12	42%	10 responses provided=> Max score possible= 18
TOTAL CAPACITY SCORE=	1	7	29	58,6%
AVG CAPACITY ACROSS INDICATORS=				59%

Dans le cadre ds activités de sensibilisation de la Plateforme Nationale au cours des 12 derniers mois passés, combien de gorupes/individus ont été attents? Combient sont touchés? (merci d'indiquer nombre et type de cibles, ainsi que les résultats de ces activités de sensibilisation). Avec quelle fréquence menez vous vos activités

Quels sont les succès/accomplissements de votre Plateforme Nationale?
A quels défis majeurs la Plateforme est-elle confrontée dans l'exécution de sa mission?

SIERRA LEONE	
<u>Record of NP organizational profile information</u>	
Name of NP:	National Platform for Disaster Risk Reduction and CCA- SIERRA LEONE

**/mandated national
inter-ministerial
authority for DRR-
CCA**

Year est.: 2011
 Postal address: Disaster Management Department,
 Office of National Security,
 Tower Hill, Freetown
 Tel: (+232) 76615840 / +232 22229974
 Email:
 Contact Details:
 Contact Name: MYE-KAMARA, Mary
 Preferred way of receiving information: Email

Missing information in red

INDICATORS	SCORE	N° responses provided/Maximum possible for indicator given responses provided	%	NOTES
I. Institutional coherence				
1.1 NP anchored within coherent national DM institutional setup?	1	1	10	National Security Coordinator, Under Office of the Prime Minister
SUB-TOTAL=	1	1	10	

0%

II. Human and organizational capacity

2.1 Does the NP have a Board/SC /Secretariat?	1	
2.2 N° of Committee Members	1	10 members
2.3 Gender Sensitivity in Committee membership	1	5 male, 5 female
2.4 Does NP have its own office?	0	
2.5 Does NP own its own equipment?	0	N/A
2.6 N° of full-time employees	0	Minimal
2.7 Total n° of staff (FT staff + volunteers)	0	Minimal
2.8 Highest level of training among NP employees?	0	Basic DRM course
2.9 Responsibilities of Staff clearly delineated?		Please answer question

2.10 Does the NP prepare ToRs/JDs for employees/contractors?				Please answer question
SUB-TOTAL=	3	8	38	%
III. Financial ownership				
3.1 Sources of NP funding	1			From government : Logistics, Coordination; From Member orgs: training; From Outside sources (UNDP, ECOWAS): Coordination, Logistics, Training, etc..
3.2 Do membership organizations contribute financial/technical resources to NP?	0			No, not yet.
3.3 Net annual Budget balance				What was the Approx annual income for 2010? Approx. Annual expenditure: 100,000 USD.
SUB-TOTAL=	1	2	50	%
IV. Membership profile				
4.1 Number of member organizations	1			Approx 63 members
4.2 Quality of NP Member: all at risk sectors represented?				Please specify Government sectors/line ministries represented in the National Platform
4.3 Cross-stakeholder representation	1			Gov't entities: 15-30 members; NGOs & DRR agencies: about 15-18; Private sector: about 10-15. Platform works with journalists (media), university, professional orgs, etc.

4.4 Involvement of NP member DRR agencies in programming:	1			to a large extent, yes
4.5 Involvement of local communities in NP programming	1			Very much so
SUB-TOTAL=	4	4	10	0%
V. NP activity				
5.1 Number of ongoing Projects of the NP	1			Community-based committees & volunteer training programs; sectoral platform meetings; knowledge sharing; advocacy programs; Development of sector/action plans.
5.2 Scope of work: Projects / decisions of the NP between Dec. 2010 – Dec. 2011	1			Coordination meeting; urban risk mitigation activities include land useplanning, sand mining, etc.
SUB-TOTAL=	2	2	10	0%
VI. NP impact: Achievements in supporting the attainment of HFA goals nationally				
6.1 Leadership role in supporting DRR planning, mainstreaming, paradigm shift	1			Strategiw workplan developed for 2011-13 by DM Department together with Steering Committee

6.2 To what extent has NP promoted DRR governance and policy as a national/local priority?

1

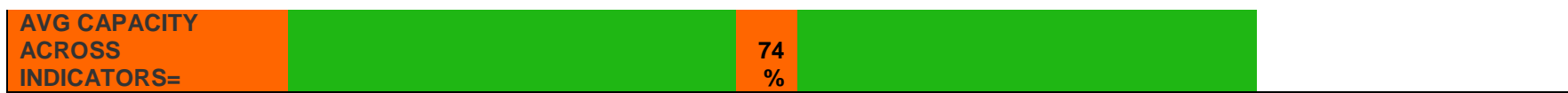
6.3 To what extent has NP promoted the identification, assessment and monitoring of disaster risks and early warning?

1

6.4 To what extent has NP promoted DRR capacity development, information sharing, knowledge networks, awareness and education campaigns, and communication, towards a risk-aware society?

1

6.5 To what extent has NP promoted the integration of the reduction of disaster risk factors into cross-sectoral policies and planning?	1			
6.6 To what extent has the NP strengthened disaster preparedness and mitigation?	1			
6.7 in awareness building, how many different stakeholders reached?	1			
6.8 Key successes of NP to date	1			Awareness raising an ongoing and continuous activity; a majority of participants are reached
6.9 Current Challenges	1			Establishment fo framework, sector groups Limited institutional capacity and lack of sustainable operational funds;building capacities for sectoral groups; Coordinating sectoral meetings without funds; overlapping mandates; the non avilability of clear mandates; weak or obselete policies.
6.10 Future Plans	1			Strengthen the capacities of NP members; develop an action plan for functional NP; strengthen coordination; mitigate urban risks.
SUB-TOTAL=	10	18	56%	10 responses provided=> Max score possible= 18
TOTAL CAPACITY SCORE=	21	35	60,0%	



❖ ECCAS Countries

CAMEROON	
	<u>Record of NP organizational profile information</u>
Name of NP: /mandated national inter-ministerial authority for DRR-CCA	National Platform for Disaster Risk Reduction- PNZC
Year est.:	2010 (NP established but implementation still pending)
Contact Details:	Postal address: Telephone: (+237) Fax: (+237) MINATD 22214606 22214606 Civil protection director
Contact Name:	
Preferred way of receiving information:	Postal mail, fax
Missing information in red	

INDICATORS	SCORE	N° responses provided/Max possible for indicator given responses provided	%	NOTES
I. Institutional coherence				
1.1 NP anchored within coherent national DM institutional setup?	0			MINATD:Civil Protection
SUB-TOTAL=	0	1	0%	
II. Human and organizational capacity				
2.1 Does the NP have a Board/SC /Secretariat?	0			Secretariat
2.2 N° of Committee Members				N/A
2.3 Gender Sensitivity in Committee membership				N/A
2.4 Does NP have its own office?	0			
2.5 Does NP own its own equipment?				N/A
2.6 N° of full-time employees				N/A
2.7 Total n° of staff (FT staff + volunteers)				N/A

2.8 Highest level of training among NP employees?				N/A
2.9 Responsibilities of Staff clearly delineated?	1			
2.10 Does the NP prepare ToRs/JDs for employees/ contractors?	1			
SUB-TOTAL=	2	4	50	%
III. Financial ownership				
3.1 Sources of NP funding	1			Government and External donors contribute
3.2 Do membership organizations contribute financial/technical resources to NP?				
3.3 Net annual Budget balance	0			
SUB-TOTAL=	1	2	50	%
IV. Membership profile				
4.1 Number of member organizations				

4.2 Quality of NP Member: all at risk sectors represented?				
4.3 Cross-stakeholder representation				
4.4 Involvement of NP member DRR agencies in programming:				
4.5 Involvement of local communities in NP programming				
				#DI
SUB-TOTAL=	0	0		V/O
V. NP activity				
5.1 Number of ongoing Projects of the NP	0			Finalization of the process to establish the NP
5.2 Scope of work: Projects / decisions of the NP between Dec. 2010 – Dec. 2011	0			
SUB-TOTAL=	2	2		100%
VI. NP impact: Achievements in supporting the attainment of HFA goals nationally				

6.1 Leadership role in supporting DRR planning, mainstreaming, paradigm shift

0

The platform though created in 2010 has not been implemented yet. Will be convening to define its strategic plan

6.2 To what extent has NP promoted DRR governance and policy as a national/local priority?

0

6.3 To what extent has NP promoted the identification, assessment and monitoring of disaster risks and early warning?

0

6.4 To what extent has NP promoted DRR capacity development, information sharing, knowledge networks, awareness and education campaigns, and communication, towards a risk-aware society?

0

6.5 To what extent has NP promoted the integration of the reduction of disaster risk factors into cross-sectoral policies and planning?

0

6.6 To what extent has the NP strengthened disaster preparedness and mitigation?

0

6.7 in awareness building, how many different stakeholders reached?				
6.8 Key successes of NP to date	0			
6.9 Current Challenges	0			
6.10 Future Plans	0			
SUB-TOTAL=	0	18	0%	10 responses provided=> Max score possible= 18
TOTAL CAPACITY SCORE=	5	27	18, 5%	

CENTRAL AFRICAN REPUBLIC (CAR)	
Record of NP organizational profile information	
Name of NP: /mandated national inter-ministerial authority for DRR-CCA	National Platform for Disaster Risk Reduction-CAR
Year est.:	1995 (NP is under validation)
Contact Details:	Postal address: BP 917 GOUNOUN DJI, Marie
Contact Name:	Claude
Preferred way of receiving information:	Email
	Telephone: (+236) 21615565
	Email: helenagounoudji@yahoo.fr

Missing information in red

INDICATORS	SCORE	N° responses provided/Maximum possible for indicator or given responses provided	%	NOTES
I. Institutional coherence				
1.1 NP anchored within coherent national DM institutional setup?	0			Comité National de solidarité national en charge des catastrophes (Ministère des affaires sociales, de la solidarité nationale et de la promotion du genre)
SUB-TOTAL=	0	1	0%	
II. Human and organizational capacity				
2.1 Does the NP have a Board/SC /Secretariat?	0			Platform is under validation
2.2 N° of Committee Members	0			N/A
2.3 Gender Sensitivity in Committee membership	0			N/A

2.4 Does NP have its own office?	0		N/A
2.5 Does NP own its own equipment?	0		N/A
2.6 N° of full-time employees	0		N/A
2.7 Total n° of staff (FT staff + volunteers)	0		N/A
2.8 Highest level of training among NP employees?	0		N/A
2.9 Responsibilities of Staff clearly delineated?	0		
2.10 Does the NP prepare ToRs/JDs for employees/contractors?	0		
SUB-TOTAL=	0	10	0%
III. Financial ownership			
3.1 Sources of NP funding	1		Law created the Solidarity fund

3.2 Do membership organizations contribute financial/technical resources to NP?			
3.3 Net annual Budget balance	0		
	0		
SUB-TOTAL=	1	3	33%
IV. Membership profile			
4.1 Number of member organizations	0		
4.2 Quality of NP Member: all at risk sectors represented?	0		
4.3 Cross-stakeholder representation	0		
4.4 Involvement of NP member DRR agencies in programming:	0		
4.5 Involvement of local communities in NP programming	0		
	0		
SUB-TOTAL=	0	5	0%
V. NP activity			

5.1 Number of ongoing Projects of the NP	0		
5.2 Scope of work: Projects / decisions of the NP between Dec. 2010 – Dec. 2011	0		
SUB-TOTAL=	0	2	0%
VI. NP impact: Achievements in supporting the attainment of HFA goals nationally			
6.1 Leadership role in supporting DRR planning, mainstreaming, paradigm shift			
6.2 To what extent has NP promoted DRR governance and policy as a national/local priority?	0		No strategic plan, no action plan
6.3 To what extent has NP promoted the identification, assessment and monitoring of disaster risks and early warning?	0		
	0		

6.4 To what extent has NP promoted DRR capacity development, information sharing, knowledge networks, awareness and education campaigns, and communication, towards a risk-aware society?

0

6.5 To what extent has NP promoted the integration of the reduction of disaster risk factors into cross-sectoral policies and planning?

0

6.6 To what extent has the NP strengthened disaster preparedness and mitigation?

0

6.7 in awareness building, how many different stakeholders reached?				
6.8 Key successes of NP to date	0			Platform elaboration
6.9 Current Challenges	0			Buy-in of decision-makers
6.10 Future Plans	0			
SUB-TOTAL=	0	18	0	
TOTAL CAPACITY SCORE= AVG CAPACITY ACROSS INDICATORS=	1	39	2,6	
			6	
			6	
			%	
			%	
				The plaforme though created in 2010 has not been implemented yet. Will be convening ot define its strategic plan

CONGO	
Name of NP: /mandated national inter-ministerial authority for DRR-CCA	<u>Record of NP organizational profile information</u> National Platform for Disaster Risk Reduction- MDDEFC
Year est.:	2004
Contact Details:	Postal address: 98 Brazzaville Telephone: (+242) 066646084 Email: mak_edmond@yahoo.fr
Contact Name:	KHAN, Essa, Executive Director NDMA

Preferred way of receiving information: Email

Missing information in red

INDICATORS	SCORE	N° responses provided/ Max possible for indicator given responses provided	%	NOTES
I. Institutional coherence				
1.1 NP anchored within coherent national DM institutional setup?	0			Ministère environnement
SUB-TOTAL=	0	1	0%	
II. Human and organizational capacity				
2.1 Does the NP have a Board/SC /Secretariat?	0			Secretariat
2.2 N° of Committee Members				N/A
2.3 Gender Sensitivity in Committee membership				N/A

2.4 Does NP have its own office?	0			
2.5 Does NP own its own equipment?				N/A
2.6 N° of full-time employees				N/A
2.7 Total n° of staff (FT staff + volunteers)				N/A
2.8 Highest level of training among NP employees?				N/A
2.9 Responsibilities of Staff clearly delineated?	1			
2.10 Does the NP prepare ToRs/JDs for employees/ contractors?	0			
SUB-TOTAL=	1	4	25%	
III. Financial ownership				
3.1 Sources of NP funding				
3.2 Do membership organizations contribute financial/technical resources to NP?				
				UNDP, OCHA, ISDR and government providing technical support too

3.3 Net annual Budget balance				
SUB-TOTAL=	0	1	0%	
IV. Membership profile				
4.1 Number of member organizations				25 government members; 6 NGOs and DRR agencies; 1 private sector (petroleum industry)
4.2 Quality of NP Member: all at risk sectors represented?	1			All sectors / government entities represented: Please list them
4.3 Cross-stakeholder representation				25 government members; 6 NGOs and DRR agencies; 1 private sector (petroleum industry)
4.4 Involvement of NP member DRR agencies in programming:	1			
4.5 Involvement of local communities in NP programming	1			
SUB-TOTAL=	4	4	100%	
V. NP activity				
5.1 Number of ongoing Projects of the NP	0			1 Hydric erosion fight- SAGA-EO project

5.2 Scope of work: Projects / decisions
of the NP between Dec. 2010 – Dec.
2011

1

SUB-TOTAL= 2 2 100 %

VI. NP impact: Achievements in supporting the attainment of HFA goals nationally

6.1 Leadership role in supporting DRR
planning, mainstreaming, paradigm
shift

0

No, only Awareness modules developed

6.2 To what extent has NP promoted
DRR governance and policy as a
national/local priority?

1

6.3 To what extent has NP promoted
the identification, assessment and
monitoring of disaster risks and early
warning?

0

6.4 To what extent has NP promoted DRR capacity development, information sharing, knowledge networks, awareness and education campaigns, and communication, towards a risk-aware society?

1

6.5 To what extent has NP promoted the integration of the reduction of disaster risk factors into cross-sectoral policies and planning?

1

6.6 To what extent has the NP strengthened disaster preparedness and mitigation?

1

6.7 in awareness building, how many different stakeholders reached?		Media through trainings		
6.8 Key successes of NP to date	0	Elaboration of legislative texts, draft of national policy		
6.9 Current Challenges	1	Lack of financing and political will/engagement		
6.10 Future Plans	0	Risk mapping; awaranness raising and trainings on DRR		
	1			
SUB-TOTAL=	6	18	33%	10 responses provided=> Max score possible= 18
TOTAL CAPACITY SCORE=	13	30	43,3%	
AVG CAPACITY ACROSS INDICATORS=			43%	

DR CONGO			
<u>Record of NP organizational profile information</u>			
Name of NP:	National Crisis /mandated national inter-ministerial authority for DRR-CCA		
	National Crisis Committee- DR Congo		
Year est.:	1996		
Contact Details:	Postal address : 3898	Telephon e: (+243) 9999289	Email: jeankitambala205@yahoo.fr

	64
Civil Protection	
Contact Name:	
Preferred way of receiving information:	Email

Missing information in red

INDICATORS	SCORE N° responses provided /Max possible for indicator given responses provided %	NOTES
I. Institutional coherence		

1.1 NP anchored within coherent national DM institutional setup?	0			Interior Ministry; 1996 creation of the Civil Protection Counsel, renamed National Crisis CCommittee in 1999. then you also have since 2002 The National Programme for Emergencies and National Action hosted under the Ministry of Health (http://www.preventionweb.net/files/833_Democratic-Republic-Congo-report.pdf). Now the multi-sector National Crisis Committe exists, operated by the Ministry of the Interior, serves as NP.
SUB-TOTAL=	0	1	0	%
II. Human and organizational capacity				
2.1 Does the NP have a Board/SC /Secretariat?	1			
2.2 N° of Committee Members	1			120
2.3 Gender Sensitivity in Committee membership	0		100 men, 20 women	
2.4 Does NP have its own office?	1			
2.5 Does NP own its own equipment?	1		Office material	
2.6 N° of full-time employees	1			120
2.7 Total n° of staff (FT staff + volunteers)	1		300 volunteers	
2.8 Highest level of training among NP employees?				Quel est le Niveau de formation le plus élevé des employés de votre plateforme nationale?

2.9 Responsibilities of Staff clearly delineated?	1		
2.10 Does the NP prepare ToRs/JDs for employees/contractors?	1		
			8
			9
SUB-TOTAL=	8	9	%
III. Financial ownership			
3.1 Sources of NP funding	1		
3.2 Do membership organizations contribute financial/technical resources to NP?			
	1		
3.3 Net annual Budget balance			
			Merci de préciser Total approximatif du budget 2010 (Revenus et Dépenses)
			1
			0
			0
SUB-TOTAL=	2	2	%
IV. Membership profile			
4.1 Number of member organizations			
			Merci de préciser le nombre exact d'organisations membres

4.2 Quality of NP Member: all at risk sectors represented?

4.3 Cross-stakeholder representation

1

4.4 Involvement of NP member DRR agencies in programming:

1

4.5 Involvement of local communities in NP programming

1

Merci de préciser les secteurs représentés au sein de la plateforme: quelles sont les entités gouvernementales représentées?

Merci de préciser les organisations membres, par type (gouvernement, ONGs et Secteur privé)

1
0
0
%

SUB-TOTAL=

3 3

V. NP activity

5.1 Number of ongoing Projects of the NP

1

9 projects: Risk identification, ORSEC plan formulation

5.2 Scope of work: Projects / decisions of the NP between Dec. 2010 – Dec. 2011

1

1
0
0
%

SUB-TOTAL=

2 2

VI. NP impact: Achievements in supporting the attainment of HFA goals nationally

6.1 Leadership role in supporting DRR planning, mainstreaming, paradigm shift

0

Please answer question

6.2 To what extent has NP promoted DRR governance and policy as a national/local priority?

0

Please answer question

6.3 To what extent has NP promoted the identification, assessment and monitoring of disaster risks and early warning?

0

Please answer question

6.4 To what extent has NP promoted DRR capacity development, information sharing, knowledge networks, awareness and education campaigns, and communication, towards a risk-aware society?

0

Please answer question

6.5 To what extent has NP promoted the integration of the reduction of disaster risk factors into cross-sectoral policies and planning?

0

Please answer question

6.6 To what extent has the NP strengthened disaster preparedness and mitigation?

0

Please answer question

6.7 in awareness building, how many different stakeholders reached?	0								
6.8 Key successes of NP to date	0								
6.9 Current Challenges	0								
6.10 Future Plans	0								
SUB-TOTAL=	0	18	0	%					10 responses provided=> Max score possible= 18
TOTAL CAPACITY SCORE=	1	5	35	%					
AVG CAPACITY ACROSS INDICATORS=				6					
				5					
				%					

GABON

Record of NP organizational profile information

Name of NP: National Platform for Disaster Risk
/mandated Reduction and CCA- GABON
national inter-
ministerial
authority for
DRR-CCA

Year est.: July 2011 (following decree n° 0672/PR/MISPID of 16 may 2011)

Contact Details: Postal
address:
BP 2110
Libreville
GABON
TOGO,
Tel: (+241)
07633097
Fax:
(+233)
302772926
Email:
plateformeprrcgabon@yahoo.fr/dgmgabon43@yahoo.fr

Contact Name: Hortense
Preferred way of receiving information: Email

Missing information in red

INDICATORS	SCORE	N° responses provided/Max possible for indicator given responses provided	%	NOTES
<u>I. Institutional coherence</u>				

1.1 NP anchored within coherent national DM institutional setup?	0		Director General of Prevention Ministry of Interior/
SUB-TOTAL=	0	1	0%
II. Human and organizational capacity			
2.1 Does the NP have a Board/SC /Secretariat?	1		Secretariat
2.2 N° of Committee Members	1		40 members
2.3 Gender Sensitivity in Committee membership	1		30 men, 10 women
2.4 Does NP have its own office?	1		
2.5 Does NP own its own equipment?	1		Office and computer materiel
2.6 N° of full-time employees			
2.7 Total n° of staff (FT staff + volunteers)			
2.8 Highest level of training among NP employees?	1		3 directeurs of higher level

2.9 Responsibilities of Staff clearly delineated?	1		N/A
2.10 Does the NP prepare ToRs/JDs for employees/contractors?	1		
SUB-TOTAL=	8	8	100%
III. Financial ownership			
3.1 Sources of NP funding	0		Fron UN System
3.2 Do membership organizations contribute financial/technical ressources to NP?			Not all. NP receives technical support/training from Japan (equipments), UNDP, UNICEF (Training)
3.3 Net annual Budget balance			[Redacted] 50 million CFAC spent in 2010
SUB-TOTAL=	0	1	0%
IV. Membership profile			
4.1 Number of member organizations	1		36
4.2 Quality of NP Member: all at risk sectors represented?			[Redacted] All sectors / government entities represented: Please list them

4.3 Cross-stakeholder representation	1			30 Gov't, 4 NGOs and DRR agencies; 2 private sector (not yet in place)
4.4 Involvement of NP member DRR agencies in programming:	1			
4.5 Involvement of local communities in NP programming	1			
SUB-TOTAL=	4	4	100%	
V. NP activity				

5.1 Number of ongoing Projects of the NP	0			
5.2 Scope of work: Projects / decisions of the NP between Dec. 2010 – Dec. 2011	0			
SUB-TOTAL=	0	2	0%	
VI. NP impact: Achievements in supporting the attainment of HFA goals nationally				

6.1 Leadership role in supporting DRR planning, mainstreaming, paradigm shift	0			workplan under formulation
---	---	--	--	----------------------------

6.2 To what extent has NP promoted DRR governance and policy as a national/local priority?	1
6.3 To what extent has NP promoted the identification, assessment and monitoring of disaster risks and early warning?	0
6.4 To what extent has NP promoted DRR capacity development, information sharing, knowledge networks, awareness and education campaigns, and communication, towards a risk-aware society?	1
6.5 To what extent has NP promoted the integration of the reduction of disaster risk factors into cross-sectoral policies and planning?	1

6.6 To what extent has the NP strengthened disaster preparedness and mitigation?	1		
6.7 in awareness building, how many different stakeholders reached?	0		
6.8 Key successes of NP to date	1		Platform launch, CAH report
6.9 Current Challenges	0		finances and legal status; waiting for finances to carry on
6.10 Future Plans	0		Waiting for financing to carry on; formulation of strategic plan and action plan

				10 responses provided=> Max score possible= 18
SUB-TOTAL=	5	18	28%	
TOTAL CAPACITY SCORE=	17	34	50,0%	
AVG CAPACITY ACROSS INDICATORS=			38%	

❖ SADC Countries

COMORES				
<u>Record of NP organizational profile information</u>				
Name of NP: /mandated national inter-ministerial authority for DRR- CCA	Coordination Nationale de Gestion des Risques de Catastrophes (CNGRC)			
Year est.:	NP not formalized			
Contact Details:	Telephone: (+269) 3333029 MOGNE DAHO, Ismael; BEN CHECK, Mohamed	Fax: (+269) 7732534	Email: smognedaho_ismael@yahoo.fr	
Contact Name:	Mohamed			
Preferred way of receiving information:	Email, fax			
Missing information in red				
INDICATORS	SCORE	N° respons es provide d/Max possibl e for indicato r given respons es provide	%	NOTES

d

I. Institutional coherence

1.1 NP anchored within coherent national DM institutional setup?

0

COSEP (Rescue Operations and Civil Protection Center) ensures oversight of the Coordination Nationale de Gestion des Risques de Catastrophes (CNGRC)

SUB-TOTAL=

0

1

0%

II. Human and organizational capacity

2.1 Does the NP have a Board/SC /Secretariat?

1

COSEP

2.2 N° of Committee Members

2.3 Gender Sensitivity in Committee membership

2.4 Does NP have its own office?

0

No

2.5 Does NP own its own equipment?

2.6 N° of full-time employees



2.7 Total n° of staff (FT staff + volunteers)

2.8 Highest level of training among NP employees?

2.9 Responsibilities of Staff clearly delineated?	0		
2.10 Does the NP prepare ToRs/JDs for employees/contractors?			
SUB-TOTAL=	1	3	33%
III. Financial ownership			
3.1 Sources of NP funding	0		
3.2 Do membership organizations contribute financial/technical resources to NP?			
3.3 Net annual Budget balance	0		UN system, European Union and Government are main contributors UNDP contributes; 4,000 spent in 2010
SUB-TOTAL=	0	2	33%
IV. Membership profile			
4.1 Number of member organizations	1		All ministries, university, development partners, NGOs, private sector
4.2 Quality of NP Member: all at risk sectors represented?	1		All sectors are represented: Health, Education, Environment, Civil Protection

4.3 Cross-stakeholder representation	1		
4.4 Involvement of NP member DRR agencies in programming:	1		
4.5 Involvement of local communities in NP programming	1		
SUB-TOTAL=	5	5	100 %
V. NP activity			
5.1 Number of ongoing Projects of the NP	1		Capacity building, vulnerability studies, information analysis and treatment; establishment of an early warning system; formulation of a tsunami plan; capacity strengthening of a number of operational centers(Met service, Volcano observatory, Maritime risks surveillance center)
5.2 Scope of work: Projects / decisions of the NP between Dec. 2010 – Dec. 2011	1		Capacity building, vulnerability studies, information analysis and treatment; establishment of an early warning system; formulation of a tsunami plan; capacity strengthening of a number of operational centers(Met service, Volcano observatory, Maritime risks surveillance center)
SUB-TOTAL=	2	2	100 %
VI. NP impact: Achievements in supporting the attainment of HFA goals nationally			
6.1 Leadership role in supporting DRR planning, mainstreaming, paradigm shift	1		Contingency Plan, Simulation drills, training of firefighters, capacity strengthening of the Cell for Information Analysis and Treatment (CATI); elaboration of Plan Tsunami

<p>6.2 To what extent has NP promoted DRR governance and policy as a national/local priority?</p>	<p>2</p>
<p>6.3 To what extent has NP promoted the identification, assessment and monitoring of disaster risks and early warning?</p>	<p>2</p>
<p>6.4 To what extent has NP promoted DRR capacity development, information sharing, knowledge networks, awareness and education campaigns, and communication, towards a risk-aware society?</p>	<p>2</p>

6.5 To what extent has NP promoted the integration of the reduction of disaster risk factors into cross-sectoral policies and planning?				
	2			Integration through PANA; project of capacity development for the management of natural and climate-related catastrophes
6.6 To what extent has the NP strengthened disaster preparedness and mitigation?				
	2			
6.7 in awareness building, how many different stakeholders reached?				 Please answer question
6.8 Key successes of NP to date				Capacity building, vulnerability studies, information analysis and treatment; establishment of an early warning system; formulation of a tsunami plan; capacity strengthening of a number of operational centers(Met service, Volcano observatory, Maritime risks surveillance center)
6.9 Current Challenges	2			Scientific knowledge on risks; financial; personnel training; coordination; small number of simulation drills; the appropriation of emergency plans
6.10 Future Plans	2			 Please answer question
SUB-TOTAL=	15	15	100 %	10 responses provided=> Max score possible= 17
TOTAL CAPACITY SCORE=	23	28	82,	

		1%	
AVG CAPACITY ACROSS INDICATORS=		6%	

MAURITIUS			
<u>Record of NP organizational profile information</u>			
Name of NP: /mandated national inter-ministerial authority for DRR-CCA	National Platform for Disaster Risk Reduction- Mauritius		
Year est.:	2010		
Contact Details:	Postal address: Line Barack Port Louis NDOCC, National Disaster Operations and Coordination Centre	Telephone: (+230) 2081212	Fax: 21144 44 Email: opsphq@hotmail.gov.com
Contact Name:	NDOCC, National Disaster Operations and Coordination Centre		
Preferred way of receiving information:	Email		
Missing information in red			
INDICATORS	SCORE	N° responses provided/Max possible for indicator given responses provided	%
<u>I. Institutional coherence</u>			
			NOTES

1.1 NP anchored within coherent national DM institutional setup?	1		Police headquarters; Prime Minister's Office	dquatt
SUB-TOTAL=	1	1	100%	
II. Human and organizational capacity				
2.1 Does the NP have a Board/SC /Secretariat?	1		Secretariat	
2.2 N° of Committee Members	1			10
2.3 Gender Sensitivity in Committee membership	0		0 female	
2.4 Does NP have its own office?	1			
2.5 Does NP own its own equipment?	1		Equipment of the parliamentary team at the SMF	
2.6 N° of full-time employees				
2.7 Total n° of staff (FT staff + volunteers)				
2.8 Highest level of training among NP employees?				

PLEASE ANSWER QUESTION

PLEASE ANSWER QUESTION

PLEASE ANSWER QUESTION

2.9 Responsibilities of Staff clearly delineated?	1		
2.10 Does the NP prepare ToRs/JDs for employees/ contractors?	0		
SUB-TOTAL=	5	7	71%
III. Financial ownership			
3.1 Sources of NP funding	1		From government of Mauritius: about Rs 5 million
3.2 Do membership organizations contribute financial/technical resources to NP?			PLEASE ANSWER QUESTION
3.3 Net annual Budget balance			2010 Annual Income and Expenditures
SUB-TOTAL=	1	1	100%
IV. Membership profile			
4.1 Number of member organizations	1		
4.2 Quality of NP Member: all at risk sectors represented?			PLEASE ANSWER QUESTION
4.3 Cross-stakeholder representation			PLEASE ANSWER QUESTION

4.4 Involvement of NP member DRR agencies in programming:

4.5 Involvement of local communities in NP programming

PLEASE ANSWER QUESTION

PLEASE ANSWER QUESTION

SUB-TOTAL= 1 1 100%
V. NP activity

5.1 Number of ongoing Projects of the NP

PLEASE ANSWER QUESTION

5.2 Scope of work: Projects / decisions of the NP between Dec. 2010 – Dec. 2011

PLEASE ANSWER QUESTION

SUB-TOTAL= 0 0 #DIV/0!

VI. NP impact: Achievements in supporting the attainment of HFA goals nationally

6.1 Leadership role in supporting DRR planning, mainstreaming, paradigm shift

1

NDOC provides leadership as the leading center on disaster operations, Prime Minister develops strategic plan

6.2 To what extent has NP promoted DRR governance and policy as a national/local priority?

6.3 To what extent has NP promoted the identification, assessment and monitoring of disaster risks and early warning?

6.4 To what extent has NP promoted DRR capacity development, information sharing, knowledge networks, awareness and education campaigns, and communication, towards a risk-aware society?

PLEASE ANSWER QUESTION

PLEASE ANSWER QUESTION

6.5 To what extent has NP promoted the integration of the reduction of disaster risk factors into cross-sectoral policies and planning?				
6.6 To what extent has the NP strengthened disaster preparedness and mitigation?	0			
6.7 in awareness building, how many different stakeholders reached?	1			
6.8 Key successes of NP to date				PLEASE ANSWER QUESTION
6.9 Current Challenges				PLEASE ANSWER QUESTION
6.10 Future Plans				PLEASE ANSWER QUESTION
				10 responses provided=> Max score possible= 17
SUB-TOTAL=	3	7	43%	
TOTAL CAPACITY SCORE=	11	17	64,7%	

NAMIBIA

Record of NP organizational profile information

Name of NP: /mandated national inter-ministerial authority for DRR-CCA	Department of Civil Protection- Namibia			
Year est.:	2010			
		Telephone:	Fax:	
	Postal address:	(+264)	(+264)	
	Private Bag 13336	(06461)	(06461)	
Contact Details:	Windhoek	273550	228687	Email: jitenge@opm.gov.na
Contact Name:	litenge, Japhet; Kangowa, Gabriel			
Preferred way of receiving information:	Email, Postal mail			

Missing information in red

INDICATORS	SCORE	N° responses provided/Max possible for indicator given responses provided	%	NOTES
I. Institutional coherence				
1.1 NP anchored within coherent national DM institutional setup?	1			Under OPM
SUB-TOTAL=	1	1	100%	
II. Human and organizational capacity				
2.1 Does the NP have a Board/SC /Secretariat?	1			Steering Committee
2.2 N° of Committee Members	1			6 members

2.3 Gender Sensitivity in Committee membership	1		2 male, 4 female
2.4 Does NP have its own office?	0		Part of civil protection
2.5 Does NP own its own equipment?	0		
2.6 N° of full-time employees			PLEASE ANSWER QUESTION
2.7 Total n° of staff (FT staff + volunteers)			PLEASE ANSWER QUESTION
2.8 Highest level of training among NP employees?	0		Workshop trainings at different levels
2.9 Responsibilities of Staff clearly delineated?	1		
2.10 Does the NP prepare ToRs/JDs for employees/contractors?	1		
SUB-TOTAL=	5	8	63%
III. Financial ownership			
3.1 Sources of NP funding	1		Government contributes, Members orgs don't, Donors sometimes

3.2 Do membership organizations contribute financial/technical resources to NP?

3.3 Net annual Budget balance

PLEASE ANSWER QUESTION

What were approximate Annual Income and Expenses incurred in 2010?

SUB-TOTAL= 1 2 50%

IV. Membership profile

4.1 Number of member organizations

4.2 Quality of NP Member: all at risk sectors represented?

4.3 Cross-stakeholder representation

4.4 Involvement of NP member DRR agencies in programming:

4.5 Involvement of local communities in NP programming

PLEASE ANSWER QUESTION

PLEASE ANSWER QUESTION

PLEASE ANSWER QUESTION

PLEASE ANSWER QUESTION

PLEASE ANSWER QUESTION

SUB-TOTAL= 0 0 #DIV/0!

V. NP activity

5.1 Number of ongoing Projects of the NP

PLEASE ANSWER QUESTION

5.2 Scope of work: Projects / decisions of the NP between Dec. 2010 – Dec. 2011

PLEASE ANSWER QUESTION

SUB-TOTAL= 0 0 #DIV/0!

VI. NP impact: Achievements in supporting the attainment of HFA goals nationally

6.1 Leadership role in supporting DRR planning, mainstreaming, paradigm shift

PLEASE ANSWER QUESTION

6.2 To what extent has NP promoted DRR governance and policy as a national/local priority?

PLEASE ANSWER QUESTION

6.3 To what extent has NP promoted the identification, assessment and monitoring of disaster risks and early warning?

PLEASE ANSWER QUESTION

6.4 To what extent has NP promoted DRR capacity development, information sharing, knowledge networks, awareness and education campaigns, and communication, towards a risk-aware society?

6.5 To what extent has NP promoted the integration of the reduction of disaster risk factors into cross-sectoral policies and planning?

6.6 To what extent has the NP strengthened disaster preparedness and mitigation?

PLEASE ANSWER QUESTION

PLEASE ANSWER QUESTION

PLEASE ANSWER QUESTION

6.7 in awareness building, how many different stakeholders reached?					<div style="background-color: red; color: black; padding: 5px; text-align: center;"> PLEASE ANSWER QUESTION PLEASE ANSWER QUESTION PLEASE ANSWER QUESTION PLEASE ANSWER QUESTION </div>
6.8 Key successes of NP to date					
6.9 Current Challenges					
6.10 Future Plans					
SUB-TOTAL=	0	0	#DIV/0!		10 responses provided=> Max score possible= 17
TOTAL CAPACITY SCORE=	7	11	63,6%		

ZAMBIA					
<u>Record of NP organizational profile information</u>					
Name of NP: /mandated national inter-ministerial authority for DRR-CCA	National Platform for Disaster Risk Reduction- Zambia				
Year est.:	1997				
Contact Details:	Postal address: PO Box 38963	Telephone: (+260) 260 211 252692	Fax: (+260) 2112557 25	Email: vacsecretariat@yahoo.com	
Contact Name:	MULENGA, D. (National Coordinator of Disaster Management Unit)				
Preferred way of receiving information:	Email, Fax				

Missing information in red

INDICATORS	SCORE	N° responses provided/Max possible for indicator given responses provided	%	NOTES
I. Institutional coherence				
1.1 NP anchored within coherent national DM institutional setup?	1			Office of vice president, Disaster Management and Mitigation Unit dquatt
SUB-TOTAL=	0	1	0%	
II. Human and organizational capacity				
2.1 Does the NP have a Board/SC /Secretariat?	1			DMMU is secretariat
2.2 N° of Committee Members				PLEASE ANSWER QUESTION
2.3 Gender Sensitivity in Committee membership				PLEASE ANSWER QUESTION
2.4 Does NP have its own office?	0			
2.5 Does NP own its own equipment?				PLEASE ANSWER QUESTION
2.6 N° of full-time employees				PLEASE ANSWER QUESTION

2.7 Total n° of staff (FT staff + volunteers)				PLEASE ANSWER QUESTION
2.8 Highest level of training among NP employees?				PLEASE ANSWER QUESTION
2.9 Responsibilities of Staff clearly delineated?	0			
2.10 Does the NP prepare ToRs/JDs for employees/contractors?	0			
SUB-TOTAL=	1	4	25%	
III. Financial ownership				
3.1 Sources of NP funding	1			Major financial contributors are Government and UN system
3.2 Do membership organizations contribute financial/technical resources to NP?				
3.3 Net annual Budget balance	1			What was the approximate 2010 Annual Income and Expenditures
SUB-TOTAL=	1	1	100%	
IV. Membership profile				
4.1 Number of member organizations	1			NP Member organisations include Government ministries (14), and UN, donors, media, NGOs, Private sector co-opted as needed

4.2 Quality of NP Member: all at risk sectors represented?				
4.3 Cross-stakeholder representation	0			
4.4 Involvement of NP member DRR agencies in programming:				
4.5 Involvement of local communities in NP programming	1			
SUB-TOTAL=	3	4	75%	
V. NP activity				
5.1 Number of ongoing Projects of the NP	0			No project ongoing
5.2 Scope of work: Projects / decisions of the NP between Dec. 2010 – Dec. 2011	0			N/A
SUB-TOTAL=	0	2	0%	
VI. NP impact: Achievements in supporting the attainment of HFA goals nationally				

PLEASE ANSWER QUESTION

NP Member organisations include Government ministries (14), and UN, donors, media, NGOs, Private sector co-opted as needed

6.1 Leadership role in supporting DRR planning, mainstreaming, paradigm shift

0

No workplan currently in place; DMMU currently working on the DRR strategic plan with stakeholders

6.2 To what extent has NP promoted DRR governance and policy as a national/local priority?

0

6.3 To what extent has NP promoted the identification, assessment and monitoring of disaster risks and early warning?

1

6.4 To what extent has NP promoted DRR capacity development, information sharing, knowledge networks, awareness and education campaigns, and communication, towards a risk-aware society?

1

6.5 To what extent has NP promoted the integration of the reduction of disaster risk factors into cross-sectoral policies and planning?

1

6.6 To what extent has the NP strengthened disaster preparedness and mitigation?

1

6.7 in awareness building, how many different stakeholders reached?				
6.8 Key successes of NP to date	1			Training for assessments in 8 districts
6.9 Current Challenges	1			CVAA carried out in 21 districts Limited capacity and awareness among stakeholders
6.10 Future Plans	1			
	2			Institutionalize VA & ME for DRR
SUB-TOTAL=	9	18	50%	10 responses provided=> Max score possible= 17
TOTAL CAPACITY SCORE=	14	30	46,7%	
AVG CAPACITY ACROSS INDICATORS=			42%	

ZIMBABWE	
<u>Record of NP organizational profile information</u>	
Name of NP: /mandated national inter-ministerial authority for DRR-CCA	Department of Civil Protection- Zimbabwe
Year est.:	No platform- 1989 was creation of Civil Defense, but organization does not operate as full-fledged NP
Contact Details:	Postal address: PO Box 7706 Xauseway Harare Telephone : (+263) 4 791287 Fax: (+263) 4 703715 Email: epizim@epizim.co.zw
Contact Name:	Director, Civil Protection
Preferred way of receiving information:	Email, Fax

Missing information in red

INDICATORS	SCORE	N° responses provided/ Max possible for indicator given responses provided	%	NOTES
I. Institutional coherence				
1.1 NP anchored within coherent national DM institutional setup?	0			Government (part of civil protection, Ministry of local government) dquatt
SUB-TOTAL=	0	1	0%	
II. Human and organizational capacity				
2.1 Does the NP have a Board/SC /Secretariat?	0			
2.2 N° of Committee Members	0			
2.3 Gender Sensitivity in Committee membership	0			
2.4 Does NP have its own office?	0			Part of civil protection

2.5 Does NP own its own equipment?	0	
2.6 N° of full-time employees	1	6 + vulnerability experts in Civil protection service
2.7 Total n° of staff (FT staff + volunteers)		PLEASE ANSWER QUESTION
2.8 Highest level of training among NP employees?		PLEASE ANSWER QUESTION
2.9 Responsibilities of Staff clearly delineated?	1	
2.10 Does the NP prepare ToRs/JDs for employees/contractors?	0	
SUB-TOTAL=	2	8 25%
III. Financial ownership		
3.1 Sources of NP funding	1	Government, UNDP Project
3.2 Do membership organizations contribute financial/technical resources to NP?		
3.3 Net annual Budget balance	1	More technical than financial; sector expertise and via projects Expenses: USD 800,000 in 2010. What was the approximate 2010 Annual Income?

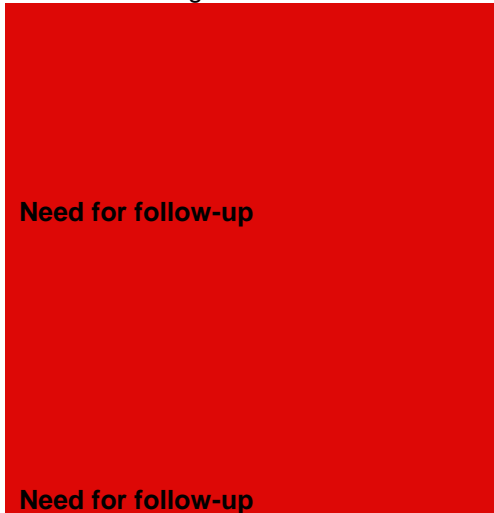
SUB-TOTAL=	2	2	100%
IV. Membership profile			
4.1 Number of member organizations	1		NP Member organisations include All Government key sectors, UN, NGOs, key associations of agriculture, labor, etc.
4.2 Quality of NP Member: all at risk sectors represented?	1		NP Member organisations include All Government key sectors, UN, NGOs, key associations of agriculture, labor, etc.
4.3 Cross-stakeholder representation	0		NP Member organisations include Government ministries (14), and UN, donors, media, NGOs, Private sector co-opted as needed
4.4 Involvement of NP member DRR agencies in programming:	1		
4.5 Involvement of local communities in NP programming	1		
SUB-TOTAL=	4	5	80%
V. NP activity			
5.1 Number of ongoing Projects of the NP	0		Develop a calendar of events and implement it, derived from objectives, meet bi-monthly and ad-hoc
5.2 Scope of work: Projects / decisions of the NP between Dec. 2010 – Dec. 2011	0		
SUB-TOTAL=	0	2	0%
VI. NP impact: Achievements in supporting the attainment of HFA goals nationally			

6.1 Leadership role in supporting DRR planning, mainstreaming, paradigm shift

0

Works to mainstream DRR-CCA through routine development planning, past lessons learnt; But no workplan or DRR strategy, no flood management

6.2 To what extent has NP promoted DRR governance and policy as a national/local priority?



6.3 To what extent has NP promoted the identification, assessment and monitoring of disaster risks and early warning?

6.4 To what extent has NP promoted DRR capacity development, information sharing, knowledge networks, awareness and education campaigns, and communication, towards a risk-aware society?

6.5 To what extent has NP promoted the integration of the reduction of disaster risk factors into cross-sectoral policies and planning?

6.6 To what extent has the NP strengthened disaster preparedness and mitigation?



6.7 in awareness building, how many different stakeholders reached?					
	0				awareness in case of unusual catastrophe, where risk trends are rising, when risk is anticipated
6.8 Key successes of NP to date	0				
6.9 Current Challenges	0				revision of policy and legislation delay in promulgation of policy and legislation
6.10 Future Plans	0				To operate as a fully fledged platform backed by policy and legislation; develop a DRR strategy, flood management plan, purchase equipment, staff development, etc.
SUB-TOTAL=	0	8	0%		10 responses provided=> Max score possible= 17
TOTAL CAPACITY SCORE=	8	26	30,8%		
AVG CAPACITY ACROSS INDICATORS=			34%		

