

THE SUN IS GOING DOWN
BEHIND THE HILLS.



Let's REFLECT TOGETHER

Activities to do with your friends, your teacher, your family...



Activity NUMBER 6

Recap what you have read

Discuss with your friends and with your teacher the adventure of Nenne and Babuh. Remember words like *Layers of the Soil*, *Cycle of Plants*, *Moisture*, *Knowledge*, etc. and discuss them.

What is the "Bald Mountain"?

Nenne, Babuh, Parappara and Kiu-kiu see the Bald Mountain.

- Why do they call it this?
- Is there a mountain like that near your school?

Write a letter called "Our life without plants"

Try to imagine your life without plants.

No trees, no kitchen garden, no grass...

What happens to you, to your family, to your friends, to the animals, etc.?

Can you help our friends to find the "4Ws" of knowledge?


This chapter ends with 4 questions: can you answer some of them?

- **What** can they do to avoid the destruction of the mountains around their village?
- **Where** can they collect fodder for their cattle and firewood for their houses without destroying the forest?
- **When** will Mother Nature have a rest?
- **Who** can help them?



① Find diverse types of soil

- Take a walk around your house and write in your notebook the different kinds of soil you see (e.g.: soil with rocks, soil with sand, hard soil, soft soil, dark soil, etc.).
- Describe them, including what you see nearby.
- Make a table like this, including if you want drawings and samples

DESCRIPTION OF THE SOIL	WHERE THE SOIL IS	ANIMALS IN OR ON IT (IF ANY)	PLANTS ON IT (IF ANY)	DRAWING OF THE SOIL (IF POSSIBLE)
GREY, WITH SAND, MOIST, SMOOTH ROCKS IN IT	NEAR THE RIVER	LITTLE WORMS	- NO -	

CHAPTER 5

A WEIRD PAIR

THE NEXT MORNING NENNE AND BABUH ARE EATING FRESH FRUIT WITH THEIR GRANDPARENTS OLDMAMA AND OLDPAPA.



NENNE IS WORRIED ABOUT THEIR SECRET...





NENNE AND BABUH GO TO FETCH WATER FROM THE LOCAL TAP...








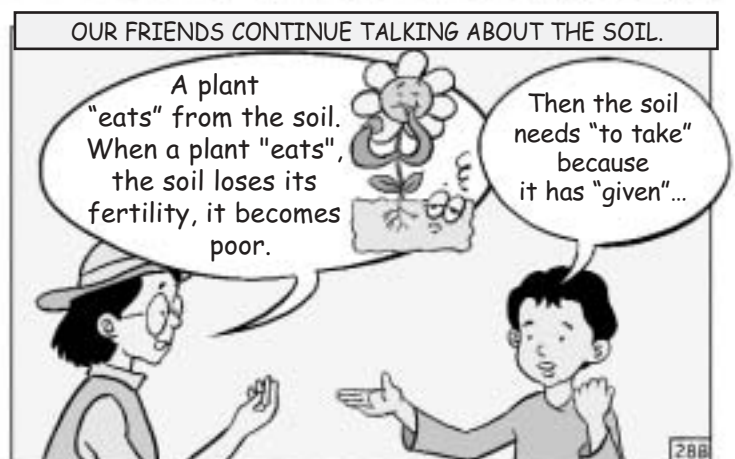


SUDDENLY...

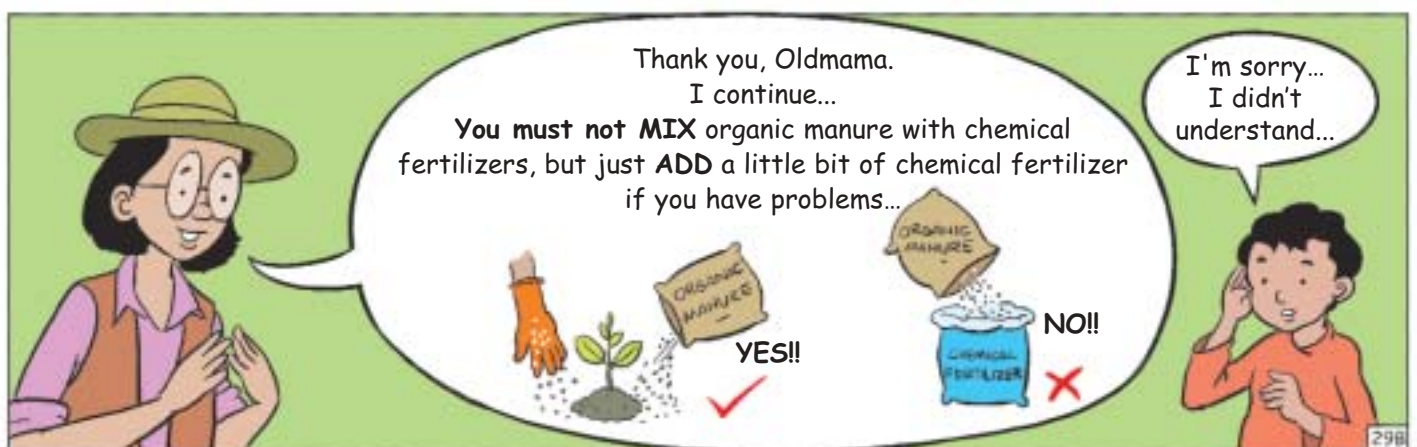


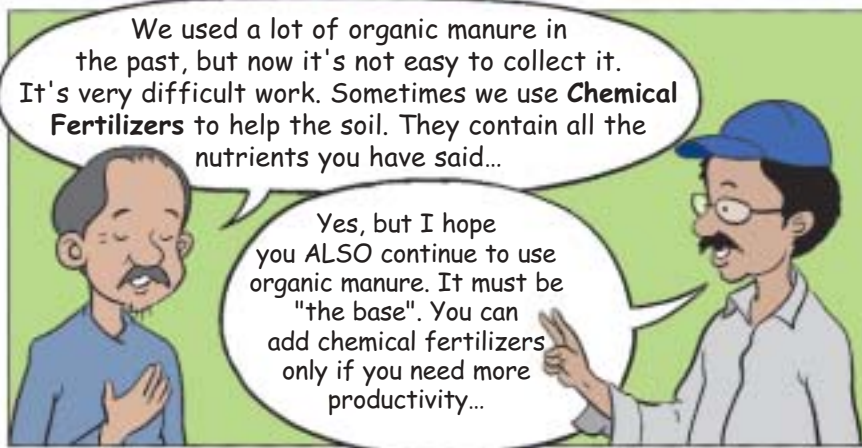





OLDMAMA AND OLDPAPA INTRODUCE THEMSELVES
AND OFFER THE SCIENTISTS SOME FRUIT UNDER AN OLD TREE.









Let's REFLECT TOGETHER

Activities to do with your friends, your teacher, your family...




Activity NUMBER 7

Recap what you have read

Discuss with your friends and with your teacher the adventure of Nenne and Babuh. Remember words like *Essential Nutrients*, *Organic Manure*, *Chemical Fertilizers*, etc. and discuss them.

Let's talk about the Essential Nutrients

- Do you remember their names?
- What's their use?
- Think up and write a short story about them.






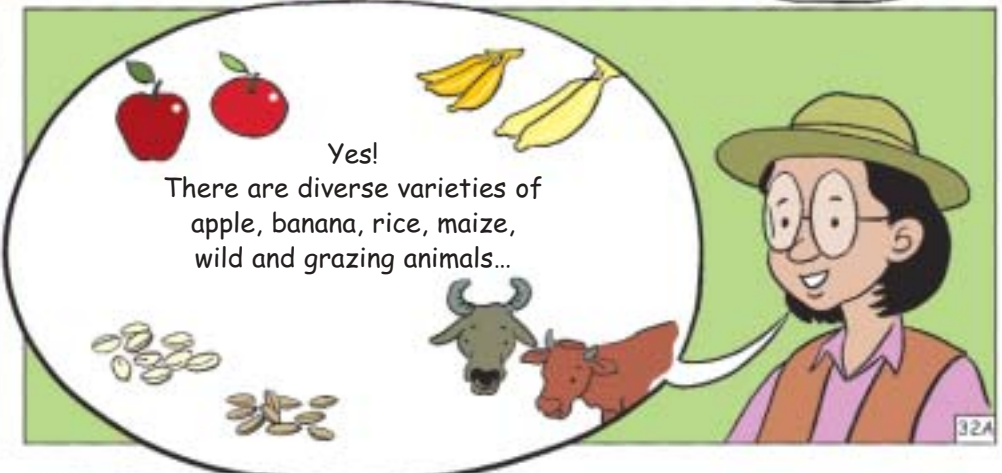


Create a Crop-Table


Write a table like this and attach it to the crop calendar.

CROP	TYPE OF MANURE USED	WHY ?
WHEAT		
MAIZE		
PADDY		
POTATOES		
CAULIFLOWERS		
(OTHERS)		

Ask your parents to help you know more about organic manure and chemical fertilizers.









THE SCIENTISTS CONTINUE TO EXPLAIN...





Let's REFLECT TOGETHER

Activities to do with your friends, your teacher, your family...



Activity NUMBER 8

Recap what you have read

Discuss with your friends and with your teacher the adventure of Nenne and Babuh. Remember words like *Natural Selection*, *Biodiversity*, etc. and discuss them.

Be Inventive: make a "scrap-book"

First part of the activity:

- Take an area near your house.
- Collect leaves of different plants and trees that you see around it.
- Press and paste them or draw them in your "scrap-book".
- Write down their local names and their use.

Second part of the activity:

- Repeat the same exercise with another area further away from your house.
- Compare and see if you can find any common plant or diverse varieties of the same plant.
- Write down the names of the common plants and those that are not common.
- Describe their habitat.
- Can you see some relation between a kind of plant and its habitat?
- Compare your information and share with your friends in class.

Some questions:

- Which/what kinds of plants are used for medicines in your area? Why are they used?
Ask your parents for help.
- Which kinds of wild plants are used for food in your area?

THE NEXT DAY NENNE AND BABUH GO TO MEET GEJE AND JOJO AGAIN. THEY ARE ANALYZING THE SOIL AND THE GRASS. OLDMAMA AND OLDPAPA ARE HELPING THEM.

