

# How well prepared is the UK for climate change?



Adaptation Sub-Committee  
September 2010



# How well prepared is the UK for climate change?

---

First report of the  
Adaptation Sub-Committee  
16 September 2010

This is **naturally responsible**® *Printing*



THE QUEEN'S AWARDS FOR ENTERPRISE SUSTAINABLE DEVELOPMENT 2007

100%	100%	100%	100%	100%	100%
carbon neutral	EMAS	renewable energy	ISO14001	eco-friendly simitri® toner	recycled FSC stock

**Zero** % waste to landfill

printed by **seacourt**. proud to be counted amongst the top environmental printers in the world [www.seacourt.net](http://www.seacourt.net)

Printed on 100% recycled paper.

# Contents

---

2	Foreword
3	Acknowledgements
4	The Adaptation Sub-Committee of the Committee on Climate Change
6	Executive Summary
13	Chapter 1: Preparing for a changing climate
21	Chapter 2: What should be happening today to prepare for climate change?
32	Chapter 3: Progress in adapting to climate change
54	Chapter 4: The ASC's advice on further adaptation action and next steps
60	Glossary
62	References

# Foreword

---

The overwhelming majority of experts agree that the global climate is changing, and that most of this is caused by human activity. If we do nothing to tackle climate change, there is a significant risk that the world will be a much less hospitable place for our children and grandchildren. The UK has made a legal commitment to two kinds of action. On the one hand it is committed to mitigate climate change by reducing greenhouse gas emissions to 80% below 1990 levels by 2050. On the other it is legally obliged to plan for the climate change that is already happening and will continue to accelerate, as a result of past, current and future greenhouse gas emissions. This is referred to as adaptation. Mitigation and adaptation are not alternatives. Both are essential to reduce the risks to future generations, but the more successful global mitigation efforts are, the less we will have to adapt.

The Adaptation Sub-Committee of the Committee on Climate Change was established under the Climate Change Act 2008. Its role is to provide independent, authoritative, expert advice to Government on the preparedness of the UK for climate change and to report on progress. This first report of the Sub-Committee presents our preliminary assessment of the nation's preparedness for climate change. It is based largely on the Government Departmental Adaptation Plans. Next year's report will be able to present a fuller assessment based on a wider range of information.

In brief, our headline finding is that whilst the UK has started to build capacity for adaptation through advice and information to a range of public and private sector organisations, there is little evidence that this is translating into tangible action on the ground in a systematic way.

We suggest that the priorities for action now are assets or institutions that are sensitive to current climate risks and decisions that have long lasting consequences. These two criteria lead us to identify five priority areas for immediate action in preparing for climate change: land use planning, national infrastructure, natural resources, design and renovation of buildings, and emergency planning. In these areas, if the UK waits, it will be too late to effectively manage the risks of future climate change.

Preparing for climate change primarily involves organisations and people at the local level, but central government also has a key role to play. We advise the Government that it should build on the work of raising awareness, remove barriers and provide stronger signals to enable action. It should also ensure that responsibilities are clearly allocated for the delivery of adaptation and that the different players are cooperating to take adaptation action.

I would like to thank the members of the Committee and the Secretariat for their excellent work and advice in preparing this report.



**Lord John Krebs Kt FRS**

# Acknowledgements

---

The Adaptation Sub-Committee would like to thank:

**The core team that prepared the analysis for this report.** This was led by Sebastian Catovsky and included: Emily Beynon, Fraser Davison, Matthew Lipson, Ketan Radia, Stephen Smith, Kiran Sura, David Thompson and Adam Ward.

David Kennedy, Chief Executive of the Committee on Climate Change, who provided support and guidance throughout the preparation of the report.

**Other members of the Secretariat who contributed to the report:** Laura McNaught, Emily Towers, Jo Wilson, and Swati Khare-Zodgekar.

**A number of organisations** for their support, including: Association of British Insurers, Cabinet Office, Department for Business, Innovation and Skills, Department for Communities and Local Government, Department of Energy and Climate Change, Department for Environment, Food and Rural Affairs, Department of Health, Department of Transport, Environment Agency, HM Treasury, Infrastructure Planning Commission, London School of Economics, Met Office, Natural England, Ofwat, Royal Society for the Protection of Birds and the UK Climate Impacts Programme.

# The Adaptation Sub-Committee of the Committee on Climate Change

---



## **Lord John Krebs Kt FRS**

Professor Lord Krebs is currently Principal of Jesus College Oxford. Previously, he held posts at the University of British Columbia, the University of Wales, and Oxford, where he was lecturer in Zoology, 1976-88, and Royal Society Research Professor, 1988-2005. From 1994-1999, he was Chief Executive of the Natural Environment Research Council and, from 2000-2005, Chairman of the Food Standards Agency. He is a member of the U.S. National Academy of Sciences. He is chairman of the House of Lords Science & Technology Select Committee.



## **Dr Andrew Dlugolecki**

Dr Andrew Dlugolecki is a consultant on climate change, advising the Carbon Disclosure Project, the Munich Climate Insurance Initiative and the United Nations Environment Programme Finance Initiative. He worked at Aviva Group for 27 years and has contributed to the Intergovernmental Panel on Climate Change's work on the impacts of climate change on finance and insurance.



## **Dr Samuel Fankhauser**

Dr Samuel Fankhauser is a Principal Research Fellow at the Grantham Research Institute on Climate Change at the London School of Economics. He is a former Deputy Chief Economist of the European Bank for Reconstruction and Development.



## **Professor Jim Hall**

Professor Jim Hall is Director of the Centre for Earth Systems and Engineering Research and is a civil engineer with expertise in flood and coastal engineering. He was a key contributor to the Foresight Future Flooding Project and an advisor to the Stern Review. He is Deputy Director of the Tyndall Centre for Climate Change Research and a Fellow of the Royal Statistical Society.





### **Professor Anne Johnson FMedSci**

Professor Anne Johnson trained as a public health doctor and is currently Director of Population Health at University College, London and Professor of infectious disease epidemiology. She was a member of the UCL/Lancet Commission report on managing the health effects of climate change published in May 2009 and is currently Chair of the Medical Research Council Population Health Sciences Group.



### **Professor Tim Palmer FRS**

Professor Tim Palmer is an expert in climate modelling and the physics of climate science. He pioneered approaches to representing uncertainty in weather and climate forecasts and was lead author of the third assessment report of the Intergovernmental Panel on Climate Change (IPCC). He is currently Head of the Probability Forecast Division at the European Centre for Medium Range Weather Forecasts, and Royal Society 2010 Anniversary Research Professor in climate physics at Oxford University.



### **Professor Martin Parry OBE**

Professor Parry is a visiting Professor at Imperial College and was Co-Chair of Working of Group II (Impacts, Adaptation and Vulnerability) of the Intergovernmental Panel on Climate Change's (IPCC) 2007 Assessment Report. He was chairman of the UK Climate Change Impacts Review Group, and a coordinating lead author in the IPCC first, second and third assessments. He has worked at the Universities of Oxford, University College London, Birmingham and University of East Anglia.



### **Sir Graham Wynne CBE**

Graham Wynne spent 15 years as a city planner, working on inner city regeneration, before joining the RSPB in 1987. He was Director of Conservation and then Chief Executive of the RSPB from 1998-2010. He is a member of the Natural Environment PSA Delivery Board, the Foresight Land Use Futures High Level Group and is a Council member of BirdLife International.



### **Barbara Young, Baroness Young of Old Scone**

Baroness Young has Chaired the Care Quality Commission (2008-2010) and English Nature (1998-2000). She was Chief Executive of the RSPB (1991-8) and of the Environment Agency (2000-2008). Barbara was Deputy Chair of the BBC (1998-2000) and has worked extensively in the voluntary sector, serving as President of the British Trust for Ornithology, and Vice-President of RSPB, Birdlife International, Flora and Fauna International.

# Executive Summary

---

## Key messages

The main focus in tackling climate change has rightly been on mitigation, addressing the human causes of climate change by reducing greenhouse gas emissions. But even with strong international action on mitigation, past and present emissions mean that the climate will continue to change and the UK will need to respond (adaptation).<sup>1</sup> Adaptation and mitigation are not alternatives, rather they are complementary.

The Adaptation Sub-Committee (ASC) of the Committee on Climate Change was established under the Climate Change Act 2008 to provide independent advice to the UK Government and the devolved administrations on the impacts of climate change on the UK and assess Government progress in implementing the National Adaptation Programme.

This report provides our first national assessment of progress on preparing for climate change, based primarily on analysis of central government activity. We will update our assessment as further information becomes available, including the Climate Change Risk Assessment and the first tranche of adaptation reports from public bodies and infrastructure providers.

Our first report addresses four questions:

- 1. What steps should the UK be taking to adapt?** Preparing for climate change today will reduce the costs and damages of a changing climate and allow UK businesses, the public sector, the third sector and individuals to take advantage of potential opportunities. Early action will help make the UK better prepared for today's climate and ensure that decisions made today that have long-lasting consequences do not close off options and make it harder to adapt in the future. We identify five adaptation priorities for the UK – land use planning, providing national infrastructure, designing and renovating buildings, managing natural resources, and emergency planning.
- 2. What progress has been made so far?** The UK has started to build capacity for adaptation, with evidence of growing awareness of the risks and appropriate responses, particularly in public sector organisations. This compares favourably with progress in other countries, with some examples of good practice in adaptation decision-making. However, from the evidence reviewed, we conclude that capacity building is not yet systematically translating into tangible action on the ground to reduce the UK's vulnerability to climate change.

---

<sup>1</sup> In this report "the UK" covers UK-wide issues for reserved matters and England only issues for those matters that are devolved.

- 3. What further action is required?** Action by local authorities, public sector agencies, businesses and individuals will be essential to ensuring that the UK is preparing adequately for a changing climate. We advise that the Government should work to remove barriers and provide stronger signals to enable action by others, including:
- establishing a process for **defining adaptation outcomes**, for example what level of flood risk is acceptable;
  - helping deliver these outcomes by: (i) **promoting greater capability and capacity in priority areas** where progress has been slow, and (ii) ensuring decision-makers have practical tools and information to quantify key climate risks and manage uncertainties;
  - ensuring that the **new delivery arrangements**, for example in land use planning and infrastructure provision, allocate responsibilities for adaptation clearly and provide for sufficient cooperation by organisations at landscape or catchment scale; and
  - considering how **upcoming policy reforms** can support adaptation, for example in the White Papers on water, the natural environment and public health, and in any review of building regulations.
- 4. What will the ASC do to help?** In order to fulfil our statutory duty, we will monitor the achievement of adaptation outcomes and the delivery of adaptation measures by organisations, and use this to assess the nation's preparedness.

## **Context**

The UK's climate is already changing. Temperatures are 1°C higher on average than they were in the 1970s. This warming has been accompanied by more frequent heatwaves, more intense rainfall events and rising sea levels. Insured losses from weather-related events currently cost the UK £1.5 billion each year on average. The 2007 central England summer floods cost the economy over £3 billion. Two thousand people died in the UK as a result of the 2003 heatwave, an event that could become the norm by the end of the century.

By planning ahead and taking timely adaptation action, the UK could halve the costs and damages from moderate amounts of warming. Forward planning may also allow the UK to take advantage of opportunities, for example developing new products and services for a warmer climate.

At the same time, some of the largest effects in the UK will result from climate change elsewhere in the world. The consequences of these impacts will be transmitted through global trade, resource flows, migration and political networks. The UK will have to prepare for these as well.

## What steps should the UK be taking now to adapt?

Early action will help ensure that decisions made today do not close off options and make it harder to adapt in the future. Our assessment suggests that the UK should focus early adaptation efforts on decisions: (i) that are **sensitive to present-day climate variability** and therefore where preparing for climate change will provide both immediate and future benefits; and (ii) that have **long-lasting consequences**, including decisions about long-lived assets (for example buildings and infrastructure), decisions that may cause irreversible changes (for example loss of biodiversity), and decisions that may have systemic and far-reaching effects (for example developing in one part of the floodplain with knock-on effects downstream). A challenge in this whole area is making decisions in the face of considerable uncertainty.

In applying these criteria, we have identified **five priority areas** for early action:

1. Taking a strategic approach to **land use planning** – for example to (i) ensure that new buildings and infrastructure are sited in areas that minimise exposure to flood risk, do not increase flood risk to others, and do not create a legacy of flood defence or water supply costs; (ii) manage competing pressures on land – urban, natural and agricultural – in response to a changing climate; and (iii) enhance green space where effective in the design of towns and cities to help manage surface water drainage and cope with rising temperatures and heatwaves.
2. Providing **national infrastructure** (energy, water, transport, waste and communications) – for example to ensure it can cope with rising temperatures; it is resilient to potential increases in certain extreme weather events, such as storms, floods and droughts; and it takes account of changing patterns of consumer demand in areas such as energy and water use, travel and consumption.
3. Designing and renovating **buildings** – for example to ensure they can cope with rising temperatures and floods and minimise water use through appropriate use of construction materials and through better design.
4. Managing **natural resources** sustainably – for example by using water more efficiently; improving and extending ecological networks so that species can adapt and move as the climate changes; and making space for water along rivers and the coast.
5. Effective **emergency planning** – for example by making better use of probabilistic weather forecasts to anticipate extreme weather events more effectively; creating plans that reduce impact on and ensure continuation of care for the most vulnerable groups in society during heatwaves and floods; and developing business continuity plans based on high-quality climate risk information so that businesses can cope better with disruptions to their supply chains during floods and damage to assets from severe weather.

Taking steps in these priority areas will have wider benefits. For example fully-functioning infrastructure, including secure water supplies, and well-designed hospitals and care facilities, are all key to promoting human health and well-being.

## **What progress has been made so far?**

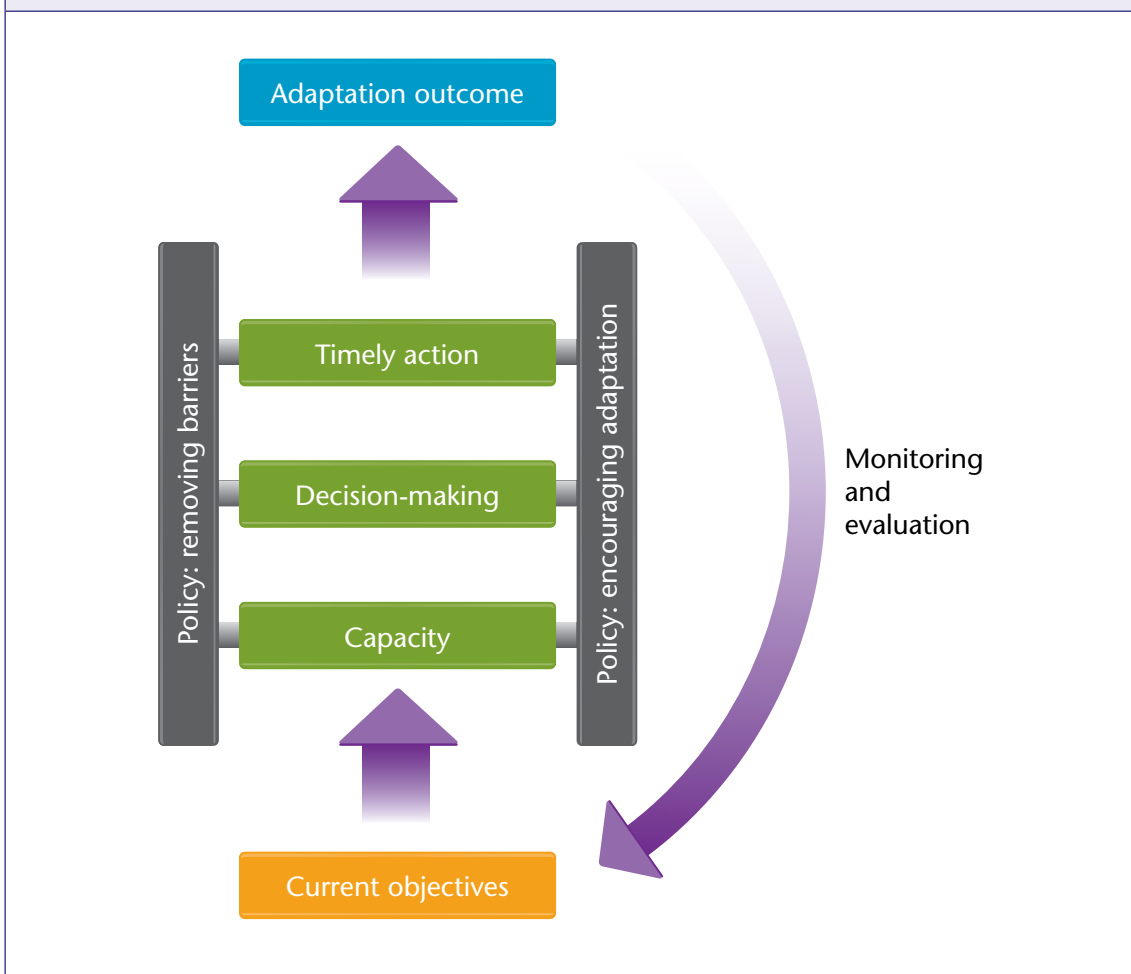
We have created a framework to monitor and evaluate progress in the UK on preparing for climate change (see Box ES.1) and applied it to the Government Departmental Adaptation Plans. We find that:

- **The UK has started to build capacity in adaptation, with evidence of growing awareness, particularly in public sector organisations.**
  - The Government has taken steps to provide information and raise awareness of the issue through the UK Climate Projections (2009) and UK Climate Impacts Programme, and has established an enabling policy framework through the Climate Change Act 2008.
  - Many organisations are on the first rung (capacity building) of the preparedness ladder. Key sectors now have in place guidance and processes on adaptation.
  - We find examples of good practice with some organisations on the second rung, considering their sensitivity to current climate variability and using climate projections in their decision-making, for example through the planning of water supplies by water companies and Environment Agency management of flood risk.
- **However, from the evidence reviewed, we conclude that capacity building is not yet systematically translating into tangible action on the ground. We identify some key barriers to action that will not be overcome by capacity building alone:**
  - In some cases, inadequate or insufficiently accurate climate risk information is preventing organisations from building a business case for adaptation, for example on surface water flooding risks. While we do not see this as a reason for delaying action, it is important to support the development of better climate information.
  - Market and policy barriers may be preventing businesses and individuals from taking up sensible low-regrets actions that will increase their resilience to climate today, for example sustainable drainage, water efficiency and property-level flood protection.
  - In many policy areas, adaptation is name-checked. However in practice it is not given sufficient weight in comparison with other shorter-term priorities, for example in land use planning and some parts of national and local infrastructure.
  - Some policy areas do not yet explicitly consider the risks from climate change, including aspects of building regulations.

**Box ES.1: The three components of the ASC monitoring framework**

- Desired adaptation outcomes** – the top tier represents the results of actions that reduce the costs and damages of climate change and enhance any potential opportunities, for example less damage from flooding or fewer heat-related deaths.

Decision-makers should monitor and evaluate whether the measures are delivering the desired adaptation outcome and, where they are not, assess if alternative measures are required or if the **current objectives** are still appropriate under a changing climate.
- Delivery of outcomes** – the rungs of the ladder illustrate increasing levels of adaptation activity by public sector organisations, businesses and individuals to make the UK better prepared. The first rung is raising awareness of adaptation and building capacity, the second rung is considering climate impacts in a structured way in decision making, and the third rung is taking concrete actions that directly reduce risk. In essence, the aim is to move up the ladder from capacity building to making the right decisions and finally to timely action.
- Policy to enable delivery** – wider government policy will determine to what extent public sector organisations, businesses and individuals move up the ladder and take action to adapt. We need to understand what barriers to action exist and what can be done to overcome them, including removing barriers, providing incentives, and helping the most vulnerable.



## **ASC's advice – what further action is required?**

**Action by local authorities, public sector agencies, businesses and individuals will be essential to ensuring that the UK is preparing adequately for a changing climate.**

- Local authorities should focus efforts on moving up the ladder to increase their resilience to current and future climate. They can do this by building an understanding of their vulnerability to current and future climate and embedding adaptation into their risk management functions.
- Businesses should take climate change into account for long-lasting decisions and plans to reduce operating costs in the longer-term and professional bodies should do the same in the setting of relevant standards and specifications. The Adaptation Reporting Power will be an important mechanism for encouraging and promoting structured decision-making by key delivery bodies over the next few years.

**The Government has a critical role in making the market work for adaptation and enabling organisations to move up the adaptation ladder.** We advise that the Government, in developing the UK's first National Adaptation Programme, should take steps to remove barriers and provide stronger signals to enable action, including:

- **Establishing a process for defining adaptation outcomes and acceptable levels of risk for the UK.** Once outcomes are defined, decision-makers should evaluate the effectiveness of policy in achieving these outcomes.
- **Consolidate initial progress by (i) promoting greater capacity and capability in priority areas** where progress has been slow, including local authorities, land use planners, the construction industry, and infrastructure managers, and **(ii) ensuring decision-makers have practical tools and information** to quantify key climate risks and manage uncertainties in order to help them build a business case for adaptation.
- **Ensure there is clear responsibility for adaptation allocated under the new delivery arrangements and mechanisms to ensure cooperation between delivery bodies.**  
This will be particularly important in:
  - **land use planning** – the Government should consider how the new planning regime, including the National Planning Policy Framework, can ensure sufficient cooperation of adaptation at the landscape scale, for example across a catchment area or along a stretch of coastline. The proposed duty to cooperate between local planning authorities will be an important lever;
  - **providing national infrastructure** – the Government should consider how the new national consenting regime will transparently account for adaptation and manage the systemic risks of infrastructure failure; and
  - **emergency planning** – the Government should consider whether local authorities and other government agencies responsible for emergency planning are collectively accounting for climate risks as part of their duty of competence and leadership roles.

- **Consider how its current programme of policy reforms can enable adaptation, including:**
  - **designing and renovating buildings** – as part of any review of building regulations, the Government should consider whether amendments are required to address performance of buildings in hotter weather, alongside wider actions in the built environment to promote upgrading of the current stock; and
  - **managing natural resources** – the Government should consider how to drive forward water efficiency in the upcoming Water White Paper and review whether delivery arrangements for biodiversity are sufficiently robust to cope with climate change in the upcoming Natural Environment White Paper.

### **Next steps for the ASC**

**In order to fulfil our statutory duty, we will monitor the achievement of adaptation outcomes and the delivery of adaptation measures by organisations, and assess the nation's preparedness. Key tasks will include:**

- exploring approaches to measuring changes in current climate vulnerability to monitor how the UK's vulnerability is changing over time;
- analysing progress in capacity building and decision-making in priority areas, using evidence from application of the Treasury Green Book supplementary guidance, the Adaptation Reporting Power reports, the land use planning system and elsewhere; and
- assessing approaches to identifying low-regrets actions that we would expect to see coming forward in the near future.

**In 2011, we will provide a further assessment of preparedness against this more detailed monitoring framework, together with formal advice on the Climate Change Risk Assessment, as required in the Climate Change Act 2008.**





# Chapter 1: Preparing for a changing climate

---

## **1.1 Adaptation is an important part of the UK's response to climate change**

**Climate change is the most significant environmental threat facing the world today. There is overwhelming scientific evidence the climate is already changing and it is very likely that most of the warming is attributable to human activities.** Climate change is caused by the release of carbon dioxide (CO<sub>2</sub>) and other greenhouse gases into the atmosphere. Since 1900, over 1.7 trillion tonnes of CO<sub>2</sub> have been emitted as a result of burning fossil fuels, changes in land use and other human activities,<sup>2</sup> increasing atmospheric concentrations from pre-industrial levels of around 280 parts per million to nearly 390 parts per million today.<sup>3</sup>

**A range of observations and modelling studies strongly suggest the climate system is warming in response to the increase of greenhouse gases in the atmosphere:<sup>4</sup>**

- global average temperatures have increased by about 0.8°C since pre-industrial times, and the ten warmest years on record so far have occurred since 1995;
- atmospheric humidity, sea level and ocean heat content have all increased; and
- Arctic sea ice, northern snow cover and glaciers have decreased.

Scientists have been unable to explain these changes by natural factors alone.<sup>5</sup>

**Extreme weather events such as those in Russia, Pakistan and China this year are consistent with evidence that the climate is changing, and remind us just how vulnerable society is to changes in the climate:**

- the floods in Pakistan have affected approximately 14 million people and at least 1,600 have died as a result;
- flooding and landslides in China have killed more than 1,100 people and caused tens of billions of dollars worth of damage across the country; and
- the record heatwave in Russia may have already taken 15,000 lives and cost the economy \$15 billion as wild fires and drought devastate the country.

---

<sup>2</sup> Global Carbon Project <http://www.globalcarbonproject.org/carbonbudget/> [Accessed August 2010].

<sup>3</sup> NOAA/ESRL <http://www.esrl.noaa.gov/gmd/ccgg/trends> [Accessed August 2010].

<sup>4</sup> Intergovernmental Panel on Climate Change (2007).

<sup>5</sup> Stott et al. (2010).

**Even if the most ambitious global mitigation targets are achieved, the world has a 50% chance of warming by 2°C or more by the end of the century (see Box 1.1).<sup>6</sup>** So far the main focus in tackling climate change has rightly been on mitigation, addressing the causes of climate change by reducing greenhouse gas emissions. Mitigation is crucial for avoiding some of the greatest risks in the long term, which the Committee on Climate Change explicitly recognised when it recommended the UK's 80% target for 2050. However, it is likely to take several decades before there is a major reduction in global emissions. Even if all emissions were to stop now, which is of course not feasible, the Earth is very likely to warm by a further 0.5 – 1°C over the coming decades in response to historic and current emissions due to the inertia of the climate system.<sup>7</sup>

**Adaptation involves responding to the unavoidable consequences of climate change, to which the world is already committed (higher temperatures, changing rainfall patterns, altered seasons, and more extreme weather events).** The rate of climate change is unlike anything that has been experienced in recent millennia. Global mean temperature increases beyond 2°C would lead to major potential impacts, and the ability of many human and natural systems to adapt may be exceeded beyond 4°C.<sup>8</sup>




---

<sup>6</sup> Global mean temperature is referred to throughout this report and is used as an approximate index of the scale of climate change. This measure is an average over both space and time; however warming does not occur evenly across the planet. Warming tends to be greater over land and at higher latitudes. All global temperatures are given relative to pre-industrial levels.

<sup>7</sup> Intergovernmental Panel on Climate Change (2007), Synthesis Report, Figure 3.1. and Meehl et al. (2005).

<sup>8</sup> Intergovernmental Panel on Climate Change (2007), Working Group II, Chapter 19.

**Box 1.1: Risks as a function of global mean temperature, illustrating the need for both mitigation and adaptation to tackle climate change**


Projected risks as a function of global mean temperature increases, with solid lines showing the possible range of temperature increases by 2100 under strong mitigation:

- (a) Global temperatures are already  $0.8^{\circ}\text{C}$  above pre-industrial levels. Even if the world succeeds in efforts to curb emissions, with emissions peaking within the next decade and then reducing year-on-year at 3 – 4% for the rest of the century, global temperatures still have a 50% chance of rising to just above  $2^{\circ}\text{C}$  by 2100 (first solid line). This strong mitigation scenario corresponds to a halving of global emissions by 2050, and forms the basis of the UK's 80% long-term target. Under this scenario, the likelihood of reaching  $4^{\circ}\text{C}$  is less than 1%.
- (b) Under this strong mitigation scenario, global temperatures still have a 10% chance of reaching as high as  $2.9^{\circ}\text{C}$  (second solid line).
- (c) Under a scenario without any mitigation, it is 90% likely that temperatures will rise above  $3.2^{\circ}\text{C}$  (first dashed line) and 10% likely they could reach  $5.5^{\circ}\text{C}$  by 2100 (second dashed line). This scenario corresponds to the UK Climate Projections 2009 (UKCP09) climate scenario discussed later in this chapter.

Source: chart simplified from Technical Summary Table 3 in IPCC Working Group II Fourth Assessment Report, 2007. Scenario and temperature data from Committee on Climate Change (2008).

## 1.2 What does climate change mean for the UK?

**The UK's climate is already changing.** Average annual temperatures have risen by about 1°C in central England since the 1970s, and by 0.8°C in Scotland and Northern Ireland since about 1980. While annual average rainfall has changed little, there are signs of a trend towards drier summers and wetter winters with heavier rainfall events. Sea levels around the UK have risen by around 1mm per year during the 20th century.<sup>9</sup> The seasons now arrive on average 11 days earlier than in the 1970s.<sup>10</sup> There is increasing evidence of species expanding their range northwards and onto higher ground.<sup>11</sup> In UK coastal waters, some fish distributions have moved northwards over the past 30 years by distances ranging from around 50 to 400km.<sup>12</sup>

**All parts of the UK – the economy, society and environment – are affected by the climate.** Impacts from extreme flood events are particularly vivid (see Table 1.1) and insured claims from weather and subsidence currently average almost £1.5 billion each year in the UK.<sup>13</sup> Extreme heat can also have dramatic impacts as seen during the 2003 heatwave, when there were 2,000 excess deaths in the UK and thousands more deaths across Europe.<sup>14</sup> More moderate fluctuations in weather can bring benefits, for instance tourism income increased by an estimated £300 million during the hot summer of 1995.<sup>15</sup>



---

<sup>9</sup> Jenkins et al. (2009).

<sup>10</sup> Thackeray et al. (2010).

<sup>11</sup> Hopkins et al. (2007).

<sup>12</sup> Marine Climate Change Impacts Partnership (2010).

<sup>13</sup> Data from Association of British Insurers (provided in 2010) averages to £1,469 million per year from 1988 to 2009 expressed in 2009 values. Includes subsidence and weather-related claims (storms and floods).

<sup>14</sup> Johnson et al. (2005a).

<sup>15</sup> Agnew and Palutikof (2006).

Year	Impact
1998	Following an unusually wet April, heavy rainfall over Easter caused widespread river flooding across Anglia, the Midlands, Wales and the Thames basin. Five people lost their lives and 1,500 people were evacuated, 4,500 domestic properties and 522 industrial premises were damaged, and insurance claims exceeded £500 million. <sup>16</sup>
2000	2000 was the wettest year in England and Wales for 270 years and caused widespread flooding. <sup>17</sup> Financial losses were estimated at £1 billion; <sup>18</sup> 11,000 properties were flooded, thousands were evacuated, many businesses were forced to close, water and power supplies were disrupted, roads were closed, and train services were suspended with some lines closing. <sup>19</sup>
2004	In August heavy rain caused rivers to burst their banks and about two billion litres of water to rush into Boscastle at 140 tonnes per second. 80 homes and businesses and around 100 cars were damaged or destroyed costing £5 million. Business interruptions cost £5 – 10 million. <sup>20</sup>
2005	Floods in Carlisle were caused by 180mm of rainfall draining into the River Eden; killing 3 people, flooding 1,800 properties, damaging 1,500 cars and causing estimated damages of £250 million. <sup>21</sup>
2007	Widespread summer flooding across Yorkshire and Humberside, Gloucestershire and Worcestershire, and Oxfordshire in 2007 affected 55,000 homes, killed 13 people and cost the economy £3.2 billion (in 2007 prices). Over 40,000 hectares of agricultural land were inundated causing £50 million damage; 14,500 households were provided with temporary accommodation with 4,750 still not back in their homes a year later and critical national infrastructure suffered £674 million damage. <sup>22</sup>
2009	The Lake District in Cumbria was inundated with 175mm of rain in less than 24 hours affecting hundreds of properties and leading to widespread evacuations in towns and villages across the area. <sup>23</sup>

**Over the next few decades, as the world warms, the UK climate will experience even greater changes than those already occurring.** Predicting future climate change at the UK scale is much more difficult than predicting global mean temperature. The role of natural variability (namely the size of short-term weather changes relative to the long-term average climate) is far greater at local scales, and climate models show less agreement in predicting localised changes for many climate parameters other than temperature. However, there is agreement on the general direction of many future trends.

<sup>16</sup> Johnson et al. (2004, p40, 2005b). Insurance costs are estimated by Dlugolecki (2004).

<sup>17</sup> Environment Agency (2001).

<sup>18</sup> Penning-Rowsell et al. (2002).

<sup>19</sup> Environment Agency (2001).

<sup>20</sup> Association for British Insurers (2005a).

<sup>21</sup> Met Office (2010), Association for British Insurers (2005b).

<sup>22</sup> Chatterton et al. (2009).

<sup>23</sup> Environment Agency (2010).

**The UK Climate Projections 2009 (UKCP09) provide information about the potential changes to the climate throughout this century.** The UKCP09 illustration below provides some examples of projected seasonal and annual changes in the UK by the 2080s under a particular emissions scenario (see Box 1.1 scenario (c)):

- All areas of the UK show warming, with parts of southern England possibly experiencing a rise in temperature of up to 4.2°C (with a 'very likely' range of 2.2 – 6.8°C) in summer. The Scottish islands show least warming (around 2.5°C, or very likely 1.2 – 4.1°C in summer).
- Annual rainfall shows no clear change, however western areas may experience an increase of around 33% (very likely 9 – 70%) in winter. In summer, southern England could see a decrease of around 40% (very likely 6 – 65%).
- Sea level rise is likely to range from around 25cm near Edinburgh and Belfast to around 40cm near London and Cardiff, although much higher values cannot be ruled out if the Greenland and West Antarctic ice sheets start to melt.

Consistent with these changes in average climate, it is very likely that there will be an increase in the frequency and severity of extreme weather events, such as heavy rainfall, droughts and heatwaves. There is evidence to suggest that extremely wet winters in the UK could be up to five times more likely over the next 100 years,<sup>24</sup> and that the extreme heatwave experienced across Europe in 2003 is likely to become the norm by the end of the century.<sup>25</sup>

**While the scale of climate change over the next few decades has already been set by past and present day emissions, mitigation efforts will have a much larger impact on the scale of climate change later in the century, with estimates ranging from around 2°C under a strong mitigation scenario up to and beyond 5.5°C without any mitigation (see Box 1.1).** This uncertainty is even larger at the regional level, particularly for changes in some climate variables such as rainfall. Decisions that are sensitive to the climate or that have long-lasting consequences should take this uncertainty into consideration, and ensure that adaptation measures are **robust** to a range of possible future climates or **flexible** such that options can be adjusted as more information about the climate becomes available. These types of decisions and options are discussed in more detail in Chapter 2.

**All regions<sup>26</sup> of the UK will experience a mixture of positive and negative impacts from climate change (see Table 1.2); however the scale of the impacts will vary reflecting regional differences in climate change and vulnerability.** Some regions will be affected more than others, and certain features within regions such as floodplains, estuaries, large urban areas will face particular challenges. For example, London and South East England are particularly vulnerable to water scarcity, given that water availability and demand are already finely balanced and summer rainfall is predicted to reduce. Other regions such as South West England could potentially benefit through increased tourism.<sup>27</sup> The UK Climate Change Risk Assessment will assess the impacts of climate change for all regions of the UK.

---

<sup>24</sup> Palmer and Raisanen (2002).

<sup>25</sup> Stott et al. (2004).

<sup>26</sup> Regions refer to the nine English regions and the Devolved Administrations.

<sup>27</sup> West and Gawith (2005).

**Table 1.2: Potential impacts of climate change in the UK**

<p><b>Adverse impacts expected most widely include:</b></p> <ul style="list-style-type: none"> <li>• an increase in the risk of flooding and erosion</li> <li>• pressure on drainage systems</li> <li>• possible winter storm damage</li> <li>• habitat loss</li> <li>• summer water shortages and low stream flows</li> <li>• increased subsidence risk in subsidence prone areas</li> <li>• increased demand for summer cooling</li> <li>• increasing thermal discomfort in buildings</li> <li>• increases in health problems – heat-related illness and incidence of respiratory problems</li> <li>• reduced quality and yields of some crops due to heat stress, drought, disease and pests</li> </ul>	<p><b>Commonly perceived benefits include:</b></p> <ul style="list-style-type: none"> <li>• less winter transport disruption</li> <li>• reduced demand for winter heating</li> <li>• less cold-related illness</li> <li>• increase yields of some crops</li> </ul> <p><b>Opportunities are anticipated:</b></p> <ul style="list-style-type: none"> <li>• agricultural and horticultural diversification</li> <li>• increased tourism</li> <li>• a shift to more outdoor-oriented lifestyles (improve well-being)</li> </ul>
--	---

Source: Table adapted from West and Gawith (2005).

**Some of the largest effects in the UK will result from climate change elsewhere in the world.** Low-latitude, less-developed regions of the world are generally at greatest risk, due to a combination of high exposure (concentrations of people and development in high risk areas) and a lower ability to adapt.<sup>28</sup> Without adaptation, declining crop yields, especially in Africa, are likely to leave hundreds of millions without the ability to produce or purchase sufficient food.<sup>29</sup> Even within the EU, countries around the Mediterranean basin are at risk of drastically reduced water supply and increased desertification. Rising sea levels will mean that the homes of tens to hundreds of millions of people are likely to be affected by coastal flooding.<sup>30</sup>

**The consequences of these impacts will be transmitted through global trade, resource flows, migration and political networks.**<sup>31</sup>

- Approximately half the food consumed and two-thirds of the fuel used in the UK is imported. Producing and transporting food and other products uses considerable amounts of water and energy, often in places where water demand exceeds the supply – this indirect, international water demand accounts for two thirds of the UK's total water demand. Water stress abroad would reduce the resilience of these supply chains.<sup>32</sup>
- Agricultural output will be affected by extreme weather events; however technological advances may help to offset some of the adverse impacts.<sup>33</sup> Global food prices could substantially increase in response to yield reductions in the main cereal-exporting regions of the world which could have implications for the UK.<sup>34</sup> The 2010 heatwave and associated drought in Russia has caused grain output to fall by one-third, leading the country to enforce a ban on grain exports. As a result global wheat prices have risen by 70% causing concern in countries across the Middle East, North Africa and Europe who import wheat from Russia.<sup>35</sup>

<sup>28</sup> Intergovernmental Panel on Climate Change (2007), Working Group II, Chapter 19.

<sup>29</sup> Intergovernmental Panel on Climate Change (2007), Working Group II, Chapter 5.

<sup>30</sup> Intergovernmental Panel on Climate Change (2007), Working Group II, Chapter 6.

<sup>31</sup> The Government Foresight team are working with government departments to understand the implications of international climate change for the UK.

<sup>32</sup> Royal Academy of Engineering (2010); Hoekstra et al. (2009).

<sup>33</sup> Forthcoming Foresight report on "Global Food and Farming Futures" (October 2010).

<sup>34</sup> Parry et al. (2009).

<sup>35</sup> Reuters <http://www.reuters.com/assets/print?aid=USTR67B3XT20100812> (Accessed 12 August 2010).

- UK businesses have interests and assets in a number of regions and markets overseas which are exposed to climate impacts. For example UK manufacturing product chains are becoming highly complex and global in nature, increasing their vulnerability to climate change. Financial markets in the UK are also particularly vulnerable as London is home to one of the largest financial and insurance markets in the world. The UK insurance market contributes £8 billion a year to UK overseas earnings and the industry held £795 billion worth of assets globally in 2000.<sup>36</sup>
- Population migration may result from diminishing water and food supply brought about by increased variability in rainfall patterns, loss of productive agricultural land to drought or flooding from sea level rise.<sup>37</sup>

### **1.3. Adaptation can reduce the costs of climate change**

**The consequences of not adapting both globally and in the UK are potentially great, leading to larger costs further down the line and the risk of irreversible damage.**

There is limited quantitative evidence on the costs and benefits of adaptation at the global and country levels. A recent study suggests that adaptation measures may reduce damages from climate change by roughly half for moderate amounts of warming.<sup>38</sup> For example, the Environment Agency estimates the benefit of current investment in flood defences can be at least five times the cost.<sup>39</sup>

**In addition, well-designed adaptation could also contribute to the delivery of other objectives.** For example reducing emissions of greenhouse gases, improving well-being and public health, protecting biodiversity and meeting the long-term infrastructure needs of the UK.

**Even so, there are limits to the level of climate change to which human and natural systems can adapt.** At significantly higher global temperatures (beyond 2°C) the costs of adaptation are likely to rise sharply and the residual damages are likely to remain large either because natural systems have reached a limit beyond which they can no longer adapt or because adaptation is prohibitively expensive.<sup>40</sup> Adaptation and mitigation are therefore both integral to the UK's climate change strategy.

---

<sup>36</sup> Watkiss et al. (2009).

<sup>37</sup> Intergovernmental Panel on Climate Change (2007), Working Group II, Chapter 7.

<sup>38</sup> Economics of Adaptation Working Group. (2009) demonstrated that adaptation in 8 case studies could reduce the expected losses incurred in 2030 by 40-68%. Under severe climate change scenarios.

<sup>39</sup> House of Commons Environmental Audit Committee, Lord Smith, Witness Evidence pp. 86 (2010).

<sup>40</sup> Intergovernmental Panel on Climate Change (2007), Working Group II, Chapter 19.



# Chapter 2: What should be happening today to prepare for climate change?

---

## 2.1 Introduction

**The Adaptation Sub-Committee (ASC) has a role to assess the UK's progress on adaptation.** Under the Climate Change Act 2008 the ASC has a statutory obligation to provide independent advice on adaptation and an assessment of the Government's progress towards implementing the National Adaptation Programme (NAP), which is to be laid before Parliament after the publication of the first Climate Change Risk Assessment (CCRA) in 2012.

In order to fulfil this duty, we have begun to develop a framework for assessing the UK's performance in adapting to climate change. This chapter describes the priority areas where early action is required, presents the key challenges associated with measuring success and introduces the ASC's framework.

## 2.2 Where should adaptation start today?

In a well-adapting society, risks are identified and managed in sectors that are highly sensitive to weather and climate change in the short-term, and flexible and robust options are implemented (where appropriate) in areas that will be affected by climate change over the medium to long-term. Preparing for climate change today will reduce the costs and damages of a changing climate and allow UK businesses, the public sector, the third sector and individuals to take advantage of potential opportunities.

**We have used two broad criteria to identify the priority areas where adaptation measures are required now to put the UK on the path to becoming a well-adapting society** (see Box 2.1 for descriptions of these priority areas):<sup>41</sup>

1. **Climate-sensitive decisions** – decision-makers should identify and manage risks in areas with a high sensitivity to the weather and climate in the short-term. Adaptation in these areas will provide immediate benefits, increase the resilience to current and future climate and reduce the risk of potentially long-lasting damage. This is particularly relevant for **managing natural resources** as a number of ecosystems such as peatlands and freshwater habitats are already showing signs of increased vulnerability to the climate, and **emergency planning** for extreme weather events such as floods, droughts and heatwaves.

---

<sup>41</sup> Based on work by Ranger et al. (2010) (commissioned by the Adaptation Sub-Committee) building on existing research by HM Treasury (2003), and West and Gawith (2005).

2. **Decisions with long-lasting consequences** should not close off options and make it harder to adapt in the future. These include:

- **Long asset life.** The climate experienced by assets built today will be significantly different in future decades. The UK can no longer rely on historic weather and climate trends to inform planning and design. Allowing for future climate in the **provision of national infrastructure** and the design of **buildings**, and incorporating flexibility to cope with uncertainty is likely to be less costly and easier than retrofitting assets in the future.
- **Irreversible impacts.** This is a particular concern when managing **natural resources**. For example, many habitats and ecosystems cannot be reintroduced once they are lost.
- **Systemic consequences.** Some climate hazards, in particular extreme events, may have disproportionate, far-reaching or multiple effects on the economy and society. Understanding of the potential for these systemic consequences is very limited, but their possibility means that they merit particular attention. Additionally, the effects of climate change can result in conflicts and synergies between sectors or activities. In making adaptation decisions it is important to recognise the broad-scale and long-term consequences of these decisions. Failure to recognise these interactions can result in maladaptation, for example building coastal defences without recognising that this could increase flood risk on neighbouring coasts.<sup>42</sup> This is important for **land use planning** and the **provision of national infrastructure**. When making decisions about land use, it will be important to avoid development in areas that will lock future generations into a development path that increases vulnerability to climate change or that will be very costly to maintain or reverse.

**Table 2.1: Characteristics of adaptation decisions in priority areas**

	Climate-sensitive decisions	Long-lasting decisions		
		Long asset life	Irreversible impacts	Systemic consequences
Land use planning	X	X	X	X
Providing national infrastructure	X	X		X
Designing and renovating buildings	X	X		
Managing natural resources	X		X	X
Emergency planning	X			X

<sup>42</sup> Dawson et al (2009).

**Box 2.1: Definitions of the priority areas and possible adaptation measures that could be taken in each area**

- **Land use planning.** Determining where new domestic and commercial properties (e.g. housing and business developments), national infrastructure (e.g. power plants and substations) and green space (e.g. parks) are located. Possible adaptation measures that could be taken in this area include:
  - locating new long-lived assets (buildings and infrastructure) in areas that minimise exposure to flood risk, do not increase flood risk to others, and do not create a legacy of flood defence or unmanageable water supply costs and pressures;
  - managing competing pressures on land – domestic, commercial and agricultural – in response to potential impacts of climate change; and
  - including and enhancing green space (where it is effective) in the design of urban landscapes to help manage surface water drainage sustainably and cope with rising temperatures compounded by the urban heat island effect.
- **Providing national infrastructure.** How significant pieces of infrastructure in the energy, transport, communication, water and waste sectors are planned and built. This includes both public and private infrastructure. It includes the design of roads, railways and power lines, and whether regional water networks are interconnected. Possible adaptation measures that could be taken in this area include:
  - ensuring infrastructure is resilient to potential increases in extreme weather events such as storms, floods and high temperatures;
  - ensuring investment decisions take account of changing patterns of consumer demand, as a result of climate change, in areas such as energy and water use, travel and consumption; and
  - building in flexibility so that infrastructure systems can be modified in the future without incurring excessive cost.



**Box 2.1: Definitions of the priority areas and possible adaptation measures that could be taken in each area**

- **Designing and renovating buildings.** How new domestic, commercial and public sector buildings estates are planned and built, and the methods and materials used to renovate existing buildings. Possible adaptation measures that could be taken in this area include:
  - ensuring flood damaged buildings are repaired to standards that improve their resilience to future floods;
  - improving the water efficiency of plumbing and appliances;
  - incorporating sustainable drainage systems into new developments; and
  - ensuring buildings can cope with rising temperatures through the use of different construction materials and ventilation systems that do not increase carbon emissions.
- **Managing natural resources.** Management of ecosystems, habitats, agriculture, land, seas and natural resources such as water. Possible adaptation measures that could be taken in this area include:
  - increasing ecological resilience through habitat creation, protection and restoration, and by establishing ecological networks;
  - implementing measures that allow for natural changes in rivers and coasts; and
  - increasing water efficiency, including demand management, and building facilities for water re-use, where appropriate.
- **Emergency planning.** A process of risk management that mitigates and plans for the potential and actual consequences of natural disasters (such as floods) and man-made hazards (such as industrial accidents). Possible adaptation measures that could be taken in this area include:
  - ensuring business continuity management accounts for severe disruptions to the supply chain during floods and storms;
  - creating plans that ensure effective social care and reduce the impacts on vulnerable groups, and ensuring healthcare is sufficient during heatwaves and floods; and
  - making better use of probabilistic weather forecasts to anticipate extreme weather events more effectively and improve preparedness.

Taking steps in these priority areas will have wider benefits. For example, a fully-functioning infrastructure, including secure water supplies, and well-designed hospitals and care facilities are all key to promoting human health and well-being.

### 2.3 The challenges of measuring success

Monitoring and evaluating successful adaptation is a challenge for several reasons:

- **Uncertainty about future climate.** The UK's adaptation strategy will have to anticipate a range of future climates.<sup>43</sup> While there is overwhelming evidence that the world is warming and will continue to warm further, there are uncertainties surrounding the scale, timing and nature of how the climate might change. These arise in part from uncertainty in future emissions and in part from the chaotic nature in which the climate system behaves, which becomes increasingly more unpredictable at the regional level. Uncertainty also arises because climate models cannot simulate the real world with complete accuracy. These uncertainties make it difficult to know what future climate to adapt to.
- **Timing.** Adaptation involves taking definite actions today to reduce possible damages and capture future benefits. Many adaptation actions will have immediate benefits, but their full benefits may not be realised until sometime in the future.
- **Adaptation is context specific.** Unlike mitigation, where every unit of carbon has the same cost regardless of where it is emitted, the "optimal" adaptation response is context specific, depending on who is adapting, where in the country, and how they weigh up other factors in their decisions. This makes it difficult to determine in advance what successful adaptation will look like.

### 2.4 The ASC's approach to measuring progress

We have developed a simple framework to measure, evaluate and monitor how well the UK is preparing for climate change (see Figures 2.1a and 2.1b).<sup>44</sup> The framework comprises three elements – desired outcomes from adapting, a ladder of key activities in delivering adaptation outcomes, and policy to enable delivery:

- **Desired adaptation outcomes.** The ladder leads to the achievement of desired adaptation outcomes, which are essentially the result of actions that reduce the costs and damages from climate change in the UK and enhance any potential opportunities. Decision-makers need to understand how their current objectives are likely to be affected by the current climate and future climate scenarios. This will help to define the adaptation outcome and identify measures required to deliver it. For example, if your current objective is improving public health, then your adaptation outcome may be to reduce heat-related illness, or at least not let the number of people suffering from heat-related illness increase.

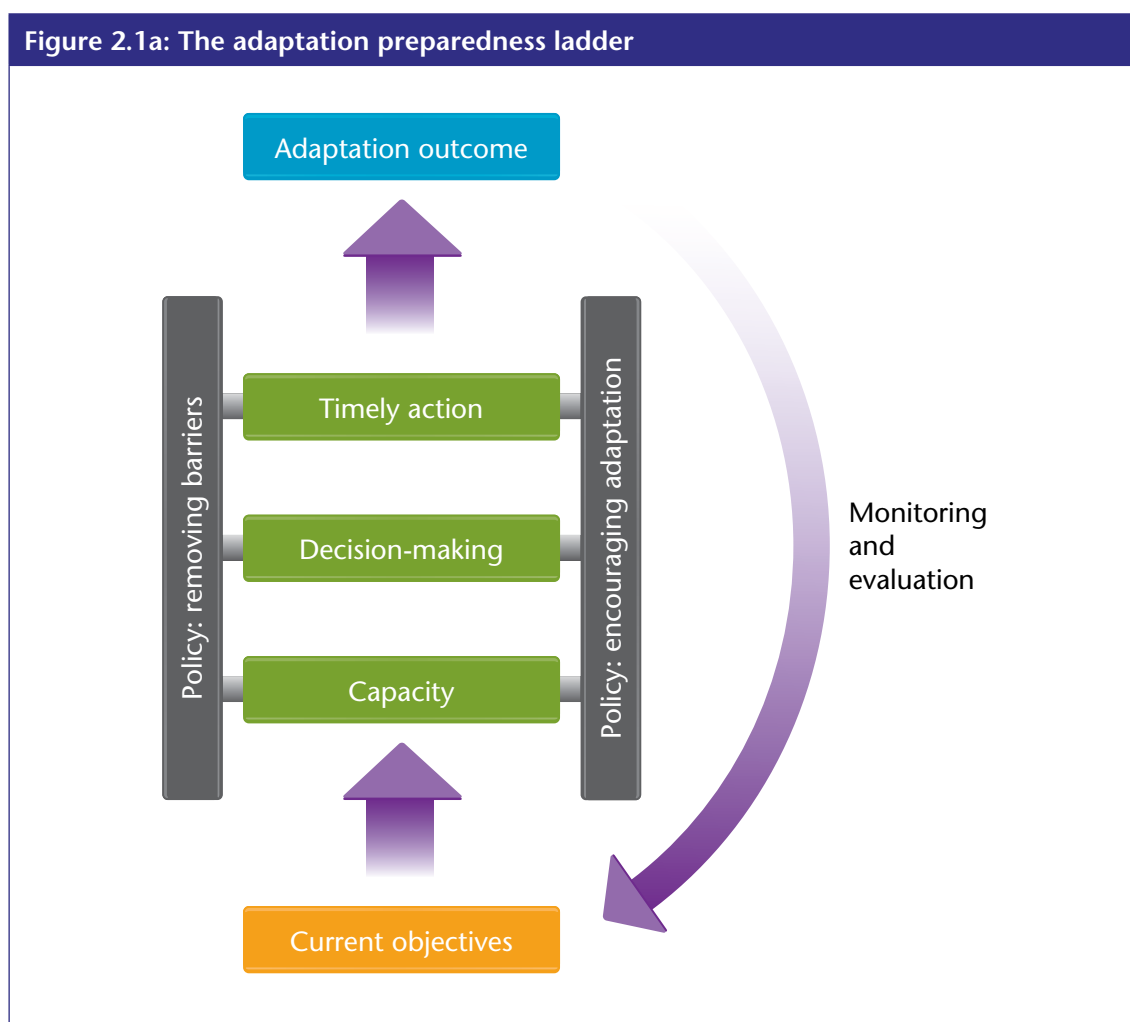
Decision-makers should monitor and evaluate whether the measures are delivering the desired adaptation outcome and, where they are not, assess if alternative measures are required or if the current objectives are still appropriate under a changing climate.

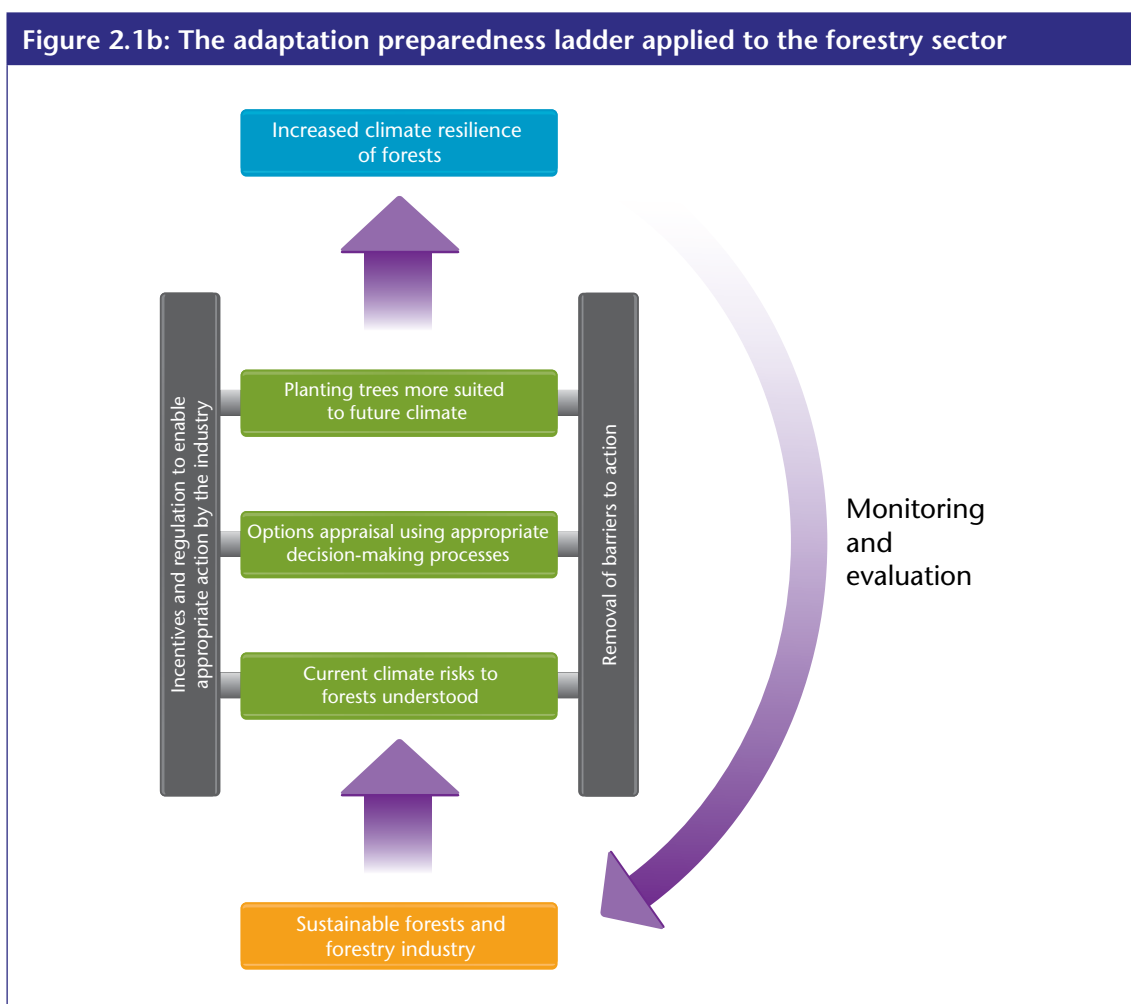
---

<sup>43</sup> Lempert and Collins (2007).

<sup>44</sup> West and Gawith (2005).

- **Delivery of adaptation outcomes.** The rungs of the ladder indicate increasing levels of adaptation activity by public sector organisations, businesses and individuals:
  - **build adaptive capacity**, to increase the capability of individuals, groups or organisations to understand what climate change means for them and how they might need to respond;
  - this enables them to adopt a structured **decision-making** approach that involves identifying and setting outcomes for adapting to climate change, and that explicitly incorporates the impacts of climate change and their uncertainties into key decisions; and
  - then take tangible **action** that reduces risk and vulnerability.
- **Policy to support delivery.** The wider government policy framework will partly determine how far and how quickly public sector organisations, businesses and individuals move up the ladder. Policy-makers need to understand the market failures and other barriers that may prevent adaptation taking place, and identify the range of instruments to stimulate and incentivise organisations, businesses and individuals to adapt.





The following section discusses the components of the ladder in more detail.



### 2.4.1 Outcomes

**The ultimate goal of adaptation is to reduce the costs and damages from climate change and enhance the opportunities.** Costs and benefits can be expressed as conventional economic metrics (e.g. monetary damage from flooding), quality of life measures (e.g. number of people affected by drought), or environmental measures (e.g. species lost).

**To determine if the UK is making progress on adaptation it is first necessary to assess if the desired adaptation outcomes are being achieved.** In principle this could be done with a range of metrics for key activities and variables, as was proposed in 1999 and again in 2004.<sup>45</sup> This proposal will be revisited once the first Climate Change Risk Assessment is complete, and should remain the long-term aim (see Chapter 4). In the interim, we will assess progress at each rung of the preparedness ladder and evaluate the effectiveness of policy in enabling progression up the ladder. This will provide a useful indicator of movement towards the ultimate outcome and a good understanding of the factors driving changes in risk over time.

<sup>45</sup> Review of UK Climate Change Indicators. June 2003 (Revised Jan 2004) Department for Environment Food and Rural Affairs.

## 2.4.2. Delivery of outcomes



### Capacity

**Building adaptive capacity is an important first step.** This will ensure that public sector organisations, businesses and individuals have the knowledge and skills to take sensible decisions, which will ultimately lead to sensible adaptation actions. The complex nature and effects of climate change mean that organisations will need additional capacity to prepare.

Decision-makers within organisations will need to ensure that they have adequate resources to enable them to adapt by:<sup>46</sup>

- gathering **evidence** on the impacts of climate change and adaptation options to aid in making decisions under uncertainty and understanding how climate change will affect current objectives. For example, a better understanding of the direct and indirect impacts of current and future climate change on health;
- **monitoring** climate change impacts and examining previous decisions to learn lessons from past experiences and to understand current vulnerability. For instance, businesses could analyse their success in coping with previous floods and heatwaves; and
- building **partnerships** with external organisations to enhance the development and implementation of adaptation actions, in order to maximise the benefits of adaptation and avoid undesirable side-effects. This could involve ensuring that procurement partners consider adaptation and working across local government to coordinate adaptation thinking.

There is also a need to ensure that people have the capability to adapt by:

- **informing and training** staff and individuals about climate change, adaptation and how to develop suitable responses. Examples include advising property owners of the increase in flood risk that they face due to climate change, teaching staff how to use climate projections, and ensuring that professional guidance embodies appropriate reference to climate change; and
- building **strong leadership** by ensuring there are staff with specific responsibility for adaptation who can influence others within the organisation.



### Decision-making

Adaptation requires some foresight about the future impacts of climate change. Uncertainty can pose problems for taking sensible adaptation decisions, but the problem is not insurmountable. Following a structured decision-making process allows the decision-maker to balance future climate risks and uncertainties against other pressures (Box 2.2), key to this will be the use of appropriate decision-making tools. This will help build the business case for whether or not adaptation is required.

<sup>46</sup> Developed using Lonsdale et al. (2010) (UKCIP project commissioned by the Adaptation Sub-Committee), HM Treasury (2009) and National Audit Office (2009).



### Box 2.2: Decision-making process<sup>47</sup>

A structured approach to making adaptation decisions should incorporate the following steps:

- set out what the decision-maker is aiming to achieve;
- assess the vulnerability of the objective(s) to current climate and future climate scenarios; and
- set out and evaluate possible adaptation options to address the risks.

In many cases, low-regrets options that provide immediate benefits today and are not sensitive to precise climate change predictions will be available. These can be implemented immediately without having to proceed further in the decision-making process. There are two broad categories of low-regrets options:

- **Measures that reduce current climate vulnerability.** These provide immediate benefits by protecting against current weather damage, while increasing resilience to future climate change. For example, setting back flood defences in sparsely populated estuaries can help to reduce current flood risk while providing room for estuaries to adapt to increased sea level.
- **Measures with co-benefits or measures to manage non-climate risks.** Some measures, as well as being effective forms of adaptation, can also yield benefits with respect to other objectives. For example, water conservation can reduce the amount of energy used in water treatment and domestic water heating.

Where investments are significant and cover a long timescale, a more formal policy appraisal will have to be carried out to **evaluate and compare individual adaptation options**.

As a result of the uncertainty about future impacts, it is particularly important to consider:

- **Robust options** which broaden the coping range from the start. For example, where the capacity of a water storage system is increased in anticipation of drier conditions.
- **Flexible options and strategies** which allow for possible mid-lifetime adjustments as more information about climate becomes available. For example, the Thames Barrier adaptation plan can be modified in future to enable it to cope with sea level rise until the end of the century if required.<sup>48</sup>

The decision-making process should be periodically reviewed and repeated to take into account reductions in uncertainty about climate change impacts and newly available response options.

<sup>47</sup> Intergovernmental Panel on Climate Change (1994), Ranger et al. (2010).

<sup>48</sup> Environment Agency (2009a).



### Timely action

Ultimately, in order to change the physical resilience or vulnerability of a system, it is important that timely, tangible actions are taken. This is distinct from the provision of information or legislation, both of which aid progress but do not change the physical state of the system.

The decision-making process described in the previous section will result in actions that reduce current climate vulnerability, provide co-benefits or build in robustness to a range of future climate scenarios. Examples include improving the water efficiency of agriculture and incorporating green spaces into urban landscapes. However, action does not have to be immediate to be timely. Timely action might build in flexibility for future adaptation, for example preventing building on land that may in future be needed for new reservoirs or flood defences.



### 2.4.3. Policy to enable delivery

Adaptation will more often than not be undertaken by local authorities, communities, businesses and individuals. However, central government policies will be required to:

- ensure relevant organisations have the knowledge, skills and incentives to adapt, such as adequate climate information, price and regulatory incentives and accountability;
- remove barriers to effective adaptation, such as short term thinking, insufficient price signals and obstructive regulations (Box 2.3), in order to incentivise action;
- ensure there is a clear allocation of responsibility for adaptation and sufficient cooperation among actors for measures that require coordination, for example across a catchment area or between emergency services; and
- protect those most vulnerable to climate change and limit the uneven distribution of climate change impacts across regional and social scales.



### Box 2.3: Examples of adaptation barriers and policy instruments

#### Barriers

- **Behavioural barriers** may delay complex decisions – particularly an issue for adaptation due to the uncertainty over future climate.
- **Market failure** because of information failures, externalities and the public-good characteristics of some adaptation measures.
- **Institutional and regulatory barriers** may directly constrain action or indirectly affect adaptation. Existing barriers which have been designed to achieve specific objectives may nonetheless have an indirect impact on adaptation, for example agricultural policies can affect the resilience of the natural environment.
- **Financial constraints**, especially where adaptation options involve upfront costs, may prevent adaptation from taking place. Individuals and business may not be able to afford these options, even if they make economic sense in the long term.

#### Policy instruments

- **Direct regulation** can help overcome information failures and ensure certain types of actions are undertaken, for example, hosepipe restrictions can help ease water shortages in times of drought.
- **Market-based measures** such as price, licenses and property rights can create incentives for businesses and individuals to adapt.
- **Research and monitoring programmes** can incentivise research on climate change risks and adaptation technologies, which are likely to be underprovided by the private sector.
- **Information provision and public engagement** on climate change risks and adaptation options can encourage organisations, businesses and individuals to adapt.

Source: Cimato and Mullan (2010).

The progress that the UK has made in adapting to climate change will be assessed in the next chapter by analysing the Government Departmental Adaptation Plans, with a particular focus on the five priority areas that have been outlined in this chapter.

# Chapter 3: Progress in adapting to climate change

---

**This chapter uses the preparedness ladder described in Chapter 2 to begin to assess the UK's progress in adapting to climate change.**<sup>49</sup> It draws predominantly on the Government's Departmental Adaptation Plans. These set out how departments are assessing and managing the risks from climate change to their policies, programmes and estates.<sup>50</sup> The analysis focuses on those areas identified as being a priority for early action in Chapter 2 – land use planning, providing national infrastructure, designing and renovating buildings, managing natural resources, and emergency planning. Some limited analysis of adaptation occurring outside central government has also been conducted where possible. Annex 3.1 summarises adaptation occurring in Scotland, Wales and Northern Ireland because the Departmental Adaptation Plans only cover England and reserved matters.

In line with the preparedness ladder, we present key findings on progress in the following sections:

- 1) desired adaptation outcomes.
- 2) delivering outcomes:
  - a) capacity and capability;
  - b) decision-making; and
  - c) timely actions.
- 3) policy to enable delivery.

This report provides our first national assessment of the UK's progress on preparing for climate change. It will be updated as further information becomes available, including the Climate Change Risk Assessment and the first tranche of reports from public bodies and infrastructure providers, as required by the Climate Change Act. Box 3.1 summarises our findings.

---

<sup>49</sup> The UK refers to England and reserved matters within the devolved authorities in Scotland, Wales and Northern Ireland.

<sup>50</sup> All 16 central Government departments published Departmental Adaptation Plans on 31 March 2010. Discussions were also conducted with officials from a number of key departments to enhance our understanding of their plans – including Departments for Environment Food and Rural Affairs (DEFRA), Energy and Climate Change (DECC), Communities and Local Government (CLG), Health (DH), Treasury (HMT), Business Innovation and Skills (BIS) and the Cabinet Office (CO).

Box 3.1: Summary of UK progress in adaptation





### 3.1 Desired adaptation outcome

The Departmental Adaptation Plans evaluated how the previous Government's policy objectives could be affected by climate change. Most plans set out a range of policies, programmes and initiatives that were either in place or being planned to respond to the implications of climate change on their objectives.

However, there is little evidence of any departments setting desired adaptation outcomes or any process for evaluating the effectiveness of their plans, policies and programmes. This is a critical stage of the adaptation process. In the absence of desired adaptation outcomes, it is difficult to determine the effectiveness of the adaptation plans.

**Setting desired adaptation outcomes requires a good understanding of climate risk and available adaptation measures.** Departments do not yet generally have this information. They anticipate that it will be provided by the forthcoming Climate Change Risk Assessment and Adaptation Economic Assessment.<sup>51</sup>

### 3.2 Delivering adaptation outcomes

This section assesses progress toward delivering adaptation outcomes across the rungs of the preparedness ladder – capacity, decision-making and timely action.

**Adaptation activity in the UK has been underway for over a decade.** Previous studies on UK adaptation identified greater progress in building capacity and raising awareness than delivering action, starting with the Climate Change Impacts Review Group reports in 1991 and 1996,<sup>52</sup> and more recently with reviews by the UK Climate Impacts Programme (UKCIP) and the Tyndall Centre.<sup>53</sup> Activity has been dominated by government-funded initiatives, principally climate change impact research. Sectors dependent on large, climate-sensitive infrastructure (flood defence and water supply) have made most effort to identify possible climate impacts and adaptation options.

**The UK's approach to adaptation compares favourably with progress in other countries.** The UK is the only country to have established a legal framework for adaptation, which requires the Government to undertake regular risk assessments and prepare a National Adaptation Programme. Within Europe the UK is one of only three countries to have established a formal monitoring and review system for adaptation.<sup>54</sup> The UK's climate projections are among the most advanced in the world and the formation of a statutory advisory committee that covers both adaptation and mitigation is unique. However, these institutional arrangements do not tell us how well prepared the UK is for climate change.

**According to a recent survey only 6% of organisations are comprehensively assessing current and future climate risks and taking active steps to manage them, although more have started to think about these issues (see Figure 3.1).** This suggests that capacity building has increased awareness of adaptation, but this has not yet translated into significant action. Our analysis of the UK's preparedness corroborates this finding.

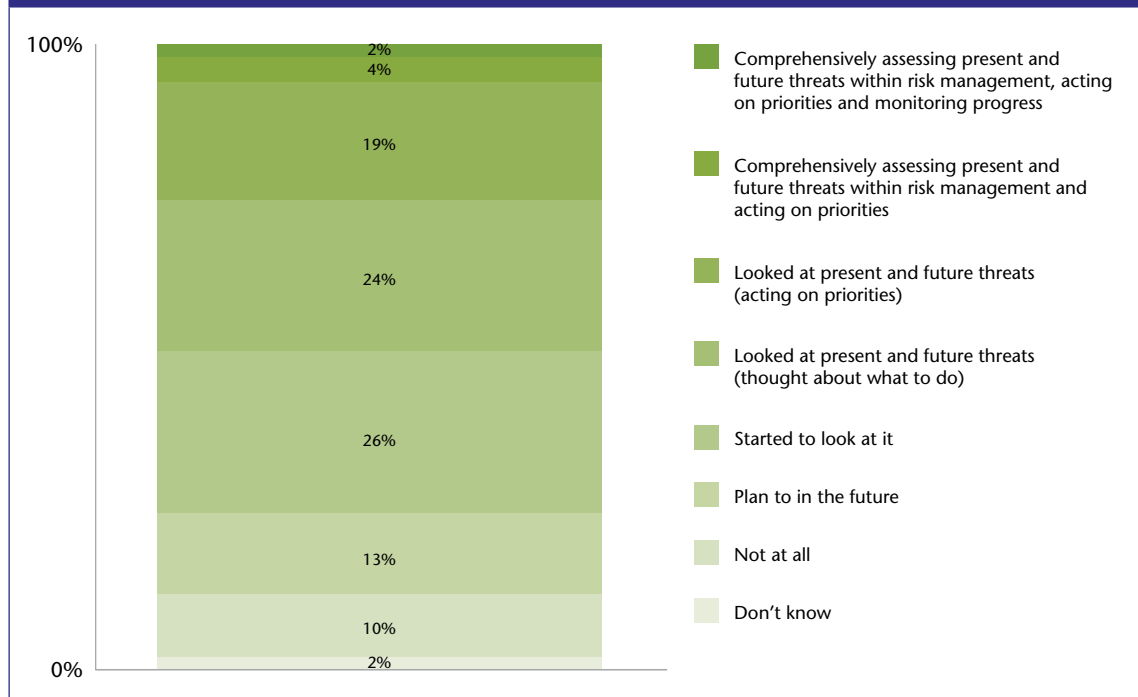
<sup>51</sup> <http://www.defra.gov.uk/environment/climate/adaptation/ccra/index.htm>

<sup>52</sup> Climate Change Impacts Review Group (1996).

<sup>53</sup> West and Gawith (2005), Tompkins *et al.* (2010).

<sup>54</sup> Swart *et al.* (2009).

**Figure 3.1: How organisations are thinking about the risks and opportunities presented by a changing climate.**



Source: Defra (2010a).

Note: This figure is based on a Defra survey of 633 organisations, comprised of: 460 from businesses, 75 from local government, 25 from the health sector, 25 from the third sector and 48 from educational institutions. The survey included predominantly larger businesses (>10 employees) for whom climate change is more likely to be an issue. The question asked was: 'Which of these statements best describes how much your business/organisation has thought about the kinds of risks or opportunities a changing climate could present?'



### 3.2a Delivering adaptation outcomes – capacity

The Government's approach to adaptation has had some success at building adaptive capacity by providing information on climate impacts, developing tools to assist decision-making and establishing a range of networks and partnerships. The Government set up the Adapting to Climate Change Programme in 2007. This funds the UK Climate Impacts Programme, which works to build capacity across the public, private and third sectors.<sup>55</sup> The UK Climate Projections provide information on the range of possible climate futures.<sup>56</sup>

More recently, the Government has required a range of organisations and institutions to set out how they are considering the risks from climate change. This not only helps to raise awareness of climate risks and adaptation measures, but also provides organisations with the legitimacy to consider climate change alongside other drivers. The current framework covers many priority organisations:

- government departments through Departmental Adaptation Plans;
- local authorities under National Indicator 188 (NI 188);<sup>57</sup> and
- bodies with functions of a 'public nature' or 'statutory undertakers' (such as water or energy companies and regulators) under the statutory Adaptation Reporting Power.<sup>58</sup>

<sup>55</sup> <http://www.ukcip.org.uk>

<sup>56</sup> <http://ukclimateprojections.defra.gov.uk>

<sup>57</sup> NI 188 is a self-assessed process-based indicator that measures progress on assessing climate risks and incorporating appropriate action into local authority strategic planning. The future of this performance framework is currently under review.

<sup>58</sup> See <http://www.defra.gov.uk/environment/climate/legislation/reporting.htm>

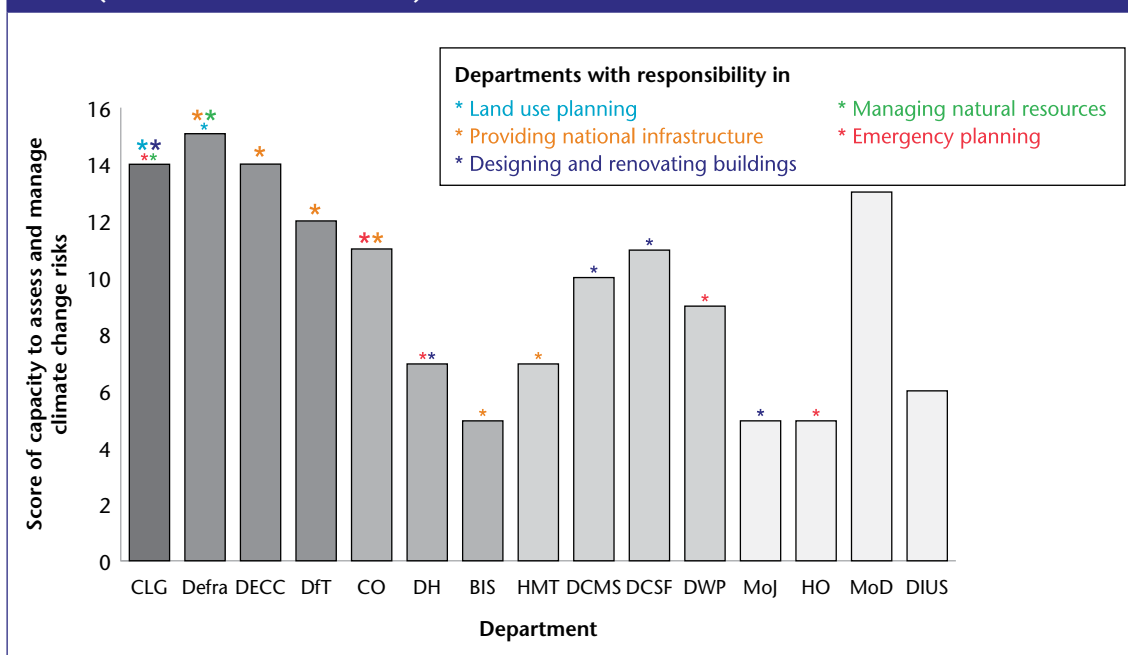
A number of other organisations have been asked to voluntarily consider adaptation in their work.<sup>59</sup>

**We found some progress in building adaptive capacity, with evidence of growing awareness in public and private sector organisations.** However, it is not clear that this is sufficient to enable these organisations to adapt.

### Adaptive capacity in central government

**Central government's self-assessment for the Environmental Audit Committee in 2009 showed many departments were beginning to think about adaptation.**<sup>60</sup> The level achieved was broadly in line with the scale of the challenge faced by these departments. For instance, capacity was reported to be higher in departments where climate change is likely to affect many policy objectives directly (for example Communities and Local Government and Defra). Capacity is generally lower in departments where climate impacts are likely to be less significant, for example the Ministry of Justice where the direct effects of climate change will primarily be felt on its estates (see Figure 3.2).

**Figure 3.2: Central government's adaptive capacity, scored by self assessment for the Environmental Audit Committee in 2009. Departments were asked to score themselves against five levels of progress for each of the five themes (Leadership, Policy and Strategy, People, Partnerships and Processes). The maximum possible score was 25. Asterisks indicate departments with lead (\*) or partial (\*) responsibility in high priority areas (see Annex 3.2 for details).**



**Department acronyms:** Communities and Local Government = CLG, Department for Environment, Food and Rural Affairs = Defra, Department of Energy and Climate Change = DECC, Department for Transport = DfT, Cabinet Office = CO, Department of Health = DH, Department for Business, Innovation and Skills = BIS, HM Treasury = HMT, Department for Culture, Media and Sports = DCMS, Department for Children, Schools and Families = DCSF, Department for Work and Pensions = DWP, Ministry of Justice = MoJ, Home Office = HO, Ministry of Defence = MoD, Department for Innovation, Universities and Skills = DIUS. The Department for International Development and the Foreign and Commonwealth Office were not included in this assessment.

Source: National Audit Office (2009).

<sup>59</sup> For instance, the DfT Departmental Adaptation Plan outlines how local authorities are encouraged to consider climate change in Transport Plans (see p26).

<sup>60</sup> National Audit Office (2009). It is possible that departments have developed additional capacity since this evidence was collected (the report was published in July 2009).



**However, in some key departments with policy responsibility in priority areas capacity is often limited to small, dedicated teams.** While these teams are attempting to engage their wider department on adaptation, this is unlikely to be sufficient to ensure that climate change is fully embedded in all adaptation relevant policies. For instance, HM Treasury will need to establish that spending decisions in priority areas take current and future risks from climate change into account. Similarly, the Department of Health's self-assessment of their adaptive capacity is relatively low considering the significant risk that extreme weather events pose to public health and well-being.

**A number of adaptation plans noted the possible importance of overseas impacts of climate change on their policy responsibilities.** For instance, the Foreign and Commonwealth Office noted that climate change could exacerbate conflict overseas. The Department of Energy and Climate Change suggested that climate change could have indirect consequences on security of energy supply.<sup>61</sup> A Government Foresight project is studying the risks to the UK presented by climate change elsewhere in the world through a Foresight project.<sup>62</sup> The Department for International Development and the Foreign and Commonwealth Office also described a number of projects in their adaptation plans that aim to assist developing countries in reducing their vulnerability to climate change. As climate change may lead to significant international policy conflicts and dilemmas, which are likely to affect the UK, this issue will warrant further consideration and analysis by policy-makers.

**Few departments demonstrated evidence of learning from other countries.** The UK could benefit from the experience of other countries who are also developing adaptation plans or who already live with conditions similar to those projected to occur in the UK under climate change scenarios.<sup>63</sup>

### Adaptive capacity in local government

**Local authorities have a key role in addressing climate change impacts.** Their responsibilities include many priorities for early adaptation action – delivering land use planning, providing local infrastructure, implementing building control, managing green space and coordinating emergency planning.<sup>64</sup> For instance, local authorities are responsible for 98% of the road network in England and Wales.<sup>65</sup>

**Over the last few years local authorities have started to adapt with some examples of good practice,<sup>66</sup> but overall capacity remains low.** In 2005 there was little evidence that local government was adapting to climate change.<sup>67</sup> Since then, National Indicator 188 (NI 188) has been introduced to assess local authority preparedness (see Figure 3.3). By 2008 – 2009 (the first year of reporting) just over half of authorities were at Level Zero (Getting Started) with 6% of authorities at Level 2 (Comprehensive Risk Assessment). Capacity had grown by 2010, with 45% of authorities at Level 2. However, only 7% reported that they had a plan to reduce climate risks (Level 3), and none had started to implement their plans (Level 4). This lack of tangible adaptation action is discussed further in Section 3.2c.

<sup>61</sup> Foreign and Commonwealth Office (2010) Department of Energy and Climate Change (2010).

<sup>62</sup> <http://www.foresight.gov.uk/OurWork/ActiveProjects/climatechange/climatechangeprojecthome.asp>

<sup>63</sup> Biesbroek *et al.* (2010).

<sup>64</sup> House of Commons Environmental Audit Committee (2010 p.28-29).

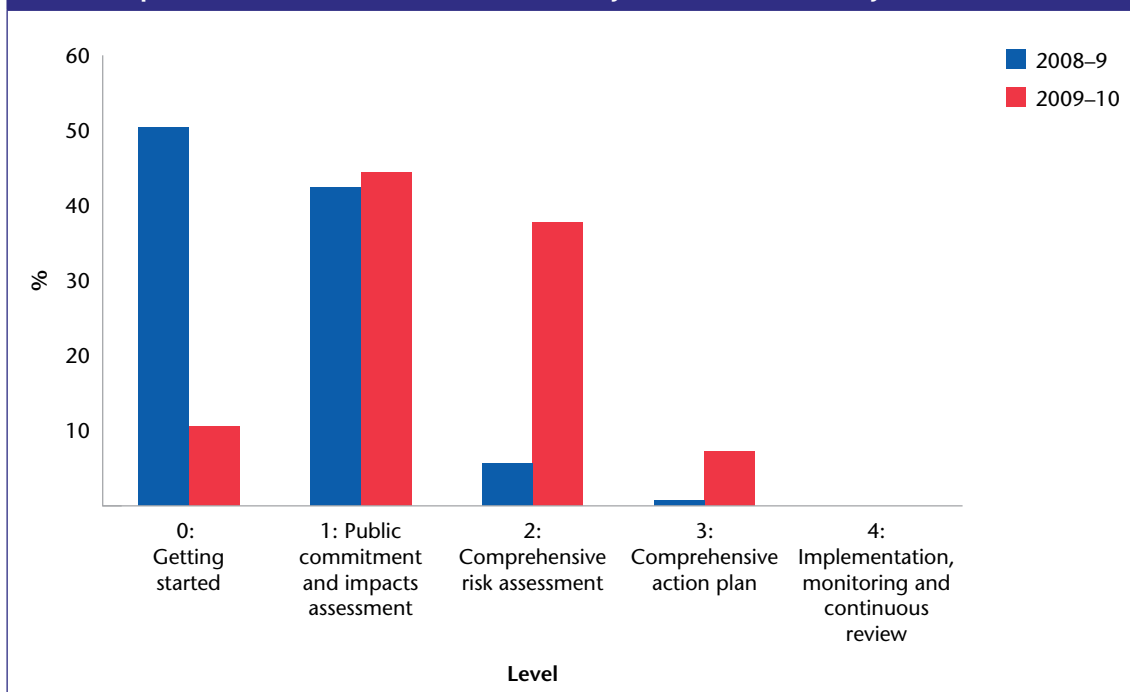
<sup>65</sup> Cabinet Office (2010).

<sup>66</sup> Local Government Association (2010 p12-14).

<sup>67</sup> Tompkins *et al.* (2010).

**There is already evidence that local authorities lack sufficient capacity in priority adaptation areas.** For example, a number of studies suggest the complexity of adapting may exceed the current capability and capacity of planners and planning departments.<sup>68,69</sup>

**Figure 3.3: Percentage of local authorities at different stages of NI 188 from 2008-2010. The data presented includes results from county councils and unitary authorities.**



Source: Communities and Local Government data hub.

### Adaptive capacity in key delivery bodies

**To date there has been no comprehensive evaluation of whether there is sufficient adaptive capacity in delivery bodies (i.e. public sector agencies, regulators and businesses) working in priority areas.** While the evidence available suggests capacity is improving it still appears insufficient for many organisations to take adaptation decisions (see Section 3.2b).

**In the business sector, survey data suggests that capacity is low.** For example, an assessment of 350 FTSE-listed companies found that in general adaptation is an unexplored corporate issue, even though 87% believed they were exposed to climate change risk.<sup>70</sup> The FTSE 350 survey concluded that the water sector is ahead of other sectors (see also Section 3.2b). A survey of environmental managers cited the biggest barriers to progress as lack of resources, lack of engagement and lack of understanding of the nature and risks of climate change.<sup>71</sup>

**In the natural environment sector, there are various capacity building programmes either in place or being developed.** For example, Natural England is advising farmers and land managers on measures that deliver adaptation benefits for biodiversity.

<sup>68</sup> The Town and Country Planning Association (2009a, b) reviewed six previous studies and conducted a workshop with 29 planners to inform a Royal Commission on Environmental Pollution report on adaptation (RCEP, 2009). The Town and Country Planning Association (2009a, p4) concluded that, "the complexities of implementing adaptation across stakeholders from different sectors, parallel strategies and plans, and organisational structures and hierarchies in the context of significant planning reforms have surpassed the capability and capacity of planners and planning departments".

<sup>69</sup> Communities and Local Government (2010).

<sup>70</sup> Acclimatise (2009). This report analysed information disclosed to the Carbon Disclosure Project by FTSE 350 companies on adaptation.

<sup>71</sup> Institute of Environmental Managers and Assessment (2009).

**There is an increasing recognition that professional bodies can play an important role in providing their members with the capacity to adapt.** There are some examples of efforts to raise adaptive capacity targeting these bodies:

- The Institute of Civil Engineers conducted a review of skills for flood risk management.<sup>72</sup> Climate change was one of the main motivations for the review. Since then the Environment Agency has taken a lead in encouraging civil engineering degrees to encompass flood risk;
- UKCIP has worked with other professional groups to develop the knowledge and skills required to evaluate climate change risks and opportunities and instigate adaptive action;<sup>73</sup> and
- The National Farmers' Union and the Country Land and Business Association have been working together to raise awareness of climate change impacts and opportunities for agriculture through the Farming Futures initiative. In a recent survey, 80% of farmers thought the climate was changing, 70% believed these changes offered them advantages, and 50% felt they presented some threats.<sup>74</sup>

**It will be important to maintain this momentum and broaden efforts to other priority areas.** For instance, in the health and social care sector, a recent survey found that over 50% of organisations had only just begun or had not even started to look at the threats of current and future climate.<sup>75</sup>



### 3.2b Delivering outcomes – decision-making

**This section examines whether climate change is being incorporated systematically into decision-making in priority areas.** Chapter 2 laid out a structured approach to making adaptation decisions in the face of uncertainty, which involves the following key steps:

1. Set out what outcome is desired (see also section 3.1).
2. Assess the vulnerability of this outcome to current and future climate scenarios.
3. Determine what adaptation measures are available. Implement low-regrets options that reduce current vulnerability or deliver co-benefits. Evaluate and compare other adaptation options using formal policy appraisal.

First we assess central government decision-making by reviewing how climate change risks are incorporated into Departmental Adaptation Plans and policies in priority areas. Then we briefly examine how government policy influences adaptation decisions made by delivery bodies in priority areas of land use planning, providing national infrastructure, designing and renovating buildings, managing natural resources, and emergency planning.

#### Decision-making in central government

**The Treasury Green Book supplementary guidance on adaptation sets out a structured decision-making process, which focuses on the need to take a flexible approach and identify low-regrets adaptation options.**<sup>76</sup> This guidance was published in 2009. The extent to which it is used in policy appraisals to inform decisions in Government is not yet clear. In the Departmental Adaptation Plans, thirteen departments reference the guidance and six

<sup>72</sup> Institute of Civil Engineers (2004).

<sup>73</sup> See for example, Institute of Environmental Management and Assessment (2009).

<sup>74</sup> <http://www.farmingfutures.co.uk>

<sup>75</sup> This data comes from Defra (2010a), but only included 25 organisations working in the health sector.

<sup>76</sup> Defra and HM Treasury (2009).

departments make a commitment to using it, but we found no evidence that the guidance had been used to inform a specific options appraisal to date. Defra are currently reviewing the application of the Green Book supplementary guidance.

**The Departmental Adaptation Plans mapped out the risks from climate change to their objectives. But, in many cases, departments did not know the costs and damages of current weather events in areas for which they had responsibility and there was mixed understanding of the scale of risks climate change represents.** For instance, none of the plans demonstrated a good understanding of the scale of the climate risks to critical national infrastructure (energy or transport). This makes it difficult to build the business case for whether or not adaptation is required. This is in part due to limits with existing impact models and the resulting lack of evidence on the climate risks. Many departments were looking to the Climate Change Risk Assessment to help fill this information gap.

**In areas where the climate change risk is known to be high, departments are embedding climate change within their decision-making. An important output of government decision-making is policy, so we looked to see whether policies in areas that are adaptation priorities are considering climate change.** One example of where this is occurring is Defra's policy for managing both flood risk and water supply.<sup>77</sup> Communities and Local Government has also taken steps to embed adaptation into national planning policy guidance for local development plans and decisions on Nationally Significant Infrastructure Projects.<sup>78</sup> To date, draft National Policy Statements have been produced for energy and ports, both of which include a requirement to consider climate risks, particularly flooding and sea level rise. The Cabinet Office has published plans to make critical national infrastructure resilient to current flood risk.<sup>79</sup> Table 3.1 sets out some key examples of how climate risks are being integrated into central government decision-making.



---

<sup>77</sup> Flood and Water Management Act (2010).

<sup>78</sup> For example, Planning Policy Statements 1 and 25 and in the draft National Policy Statements on energy and ports.

<sup>79</sup> Cabinet Office (2010).

Table 3.1 – Examples of how climate change risks are being incorporated into central government policies within priority areas for early action. Note – this table is a starting point for deeper analysis, not a comprehensive review.			
Priority areas	Mechanism	How does the mechanism incorporate climate change?	Recent or planned reforms
Land use planning	National planning policy guidance	<p><b>Planning Policy Statement 25:</b> aims to locate development away from flood areas and prevent inappropriate development in areas at high risk of flooding whenever possible. When development in flood risk areas is considered necessary, it aims to ensure this is resilient to the flood risks expected during its lifetime. This is achieved through guidelines which incorporate increased risks from climate change (e.g. that peak river flows could be 20% greater by 2025).</p> <p><b>Planning Policy Statement 1:</b> has a supplement on Planning and Climate Change. This sets out how planning to provide new homes, jobs and infrastructure should help shape places that are resilient to climate change:</p> <ul style="list-style-type: none"> <li>regional planning bodies should bring forward adaptation options for existing development in likely vulnerable areas;</li> <li>adaptation and mitigation should not be considered independently of each other, and new development should be planned with both in mind.</li> </ul>	In the Coalition Agreement the Government stated that it will publish and present to Parliament a simple and consolidated national planning framework covering all forms of development. It will make an announcement on how it proposes to take forward the national planning framework and the implications for specific areas of planning policy including how to meet the Water Framework Directive requirements.
	Providing national infrastructure	<p>Planning Act 2008</p> <p>Nationally Significant Infrastructure Projects decided by the Infrastructure Planning Commission (IPC) on the basis of National Policy Statements for key types of nationally important infrastructure (energy, transport, etc).</p> <p>Draft National Policy Statements on energy and ports require proposed major infrastructure projects to take into account future climate projections.</p>	<p>The role of the IPC is under review.</p> <p>The Government will shortly provide further details of its plans for major infrastructure. National Policy Statements on energy infrastructure will be published in the Autumn for another round of consultation and Parliamentary scrutiny with a view to bringing them forward for ratification by Parliament in Spring 2011.</p>
	Sector Resilience Plans	Set out the current level of resilience of critical national infrastructure and essential services to natural hazards (currently flooding). For instance in the energy sector these consider the protection of electricity and gas networks to current flooding risks.	Sector Resilience Plans in the energy sector are being extended to cover existing power stations and other natural hazards (storms/gales, heavy snow/low temperatures, heatwave and drought in addition to flooding) by end of 2010.

Table 3.1 – Examples of how climate change risks are being incorporated into central government policies within priority areas for early action. Note – this table is a starting point for deeper analysis, not a comprehensive review.			
Priority areas	Mechanism	How does the mechanism incorporate climate change?	Recent or planned reforms
Designing buildings <sup>80</sup>	Building Regulations and Standards	Builders are required to consider heat gain and loss, under Part L of the building regulations.  Minimum water efficiency standard of 125 litres per person per day for all new homes (compared to the current national average of approximately 150 litres per day).	The Government is considering if further changes are needed to ensure the Building Regulations continue to operate effectively. This will inform planned changes in 2013.  Future reforms will be informed by the Water White Paper (see below).
	Code for Sustainable Homes	The Code for Sustainable Homes sets non-mandatory standards for energy efficiency and sustainability, going beyond what is required by building regulations. These have been adopted for the development of new social housing. Climate change adaptation relevant aspects include minimum standards for energy and water use at each level and a requirement for sustainable urban drainage in larger social housing developments.	Consultation on the Code for Sustainable Homes. This was launched in January 2010 to seek views on updating the code in 2013. It covers a range of issues, which are relevant to adaptation, such as overheating of buildings.
	Water Framework Directive (WFD)	River Basin Management Plans have regard for climate change adaptation. They consider the change in risk, due to climate change, of not achieving the WFD objectives.	River Basin Management Plans to be reviewed in 2015 and updated thereafter.
Managing natural resources	Water Industry Act 1991 and Flood and Water Management Act 2010	A water undertaker may restrict the use of water (e.g. use of hoses/pipes) during or before predicted serious water shortages.  Water companies must prepare Water Resources Management Plans that describe how they will maintain a supply/demand balance over a 25 year period, taking into account future pressures such as climate change.  Sustainable drainage systems must be considered for new developments and re-developments to help prevent surface run-off overloading the sewer system.	Water White Paper (see below)
	Ofwat leakage targets to qualify water company duty	Sets individual water company annual targets for the maximum extent of leakage.	Methodology for target setting reviewed and updated to take better account of social and wider environmental impacts.

<sup>80</sup> While our priority action area is defined as designing and renovating, there is very little work targeted at renovating buildings.

**Table 3.1 – Examples of how climate change risks are being incorporated into central government policies within priority areas for early action.**  
**Note – this table is a starting point for deeper analysis, not a comprehensive review.**

Priority areas	Mechanism	How does the mechanism incorporate climate change?	Recent or planned reforms
Managing natural resources (continued)	Ofwat water efficiency targets to qualify water company duty	Sets individual water company annual targets for the minimum amount of water to be saved through water efficiency activity.	Target setting to be reviewed towards end of target period 2010/11 – 2014/15.
	Future Water Strategy (2007)	Sets out the previous Government’s strategy for water policy and management to 2030.	A Water White Paper is due to be published in June 2011. <sup>81</sup> This will focus on the future challenges facing the water industry and will look to ensure that the UK has a sustainable water resources system in place that is resilient to the impacts of climate change. It should provide a framework to encourage water efficiency amongst the water industry and water consumers.
	UK Biodiversity Action Plan	Adaptation principles established. <sup>82</sup>	UK Biodiversity Action Plan targets will be reviewed after the October 2010 conference of the Convention on Biological Diversity in Nagoya, to update them where necessary and ensure they are sufficiently robust to cope with climate change. Defra has been working to mainstream climate change within England’s Biodiversity Strategy. Progress is to be reviewed, and if necessary any further measures/support mechanisms will be incorporated into a new England strategy which will also reflect on the outcomes of the CBD meeting and Lawton Review.
Emergency planning	Sites of Special Scientific Interest (SSSI) designation and condition monitoring	Some flexibility in notification process for coastal sites to reflect changes as a result of sea level rise.	The Lawton review (due mid September 2010) is examining the adequacy of England’s ecological network, which is underpinned by SSSIs, and will be recommending policy changes to cope with pressures on the system including those from current and future climate.  Promotion of green spaces and the permeability of landscapes are likely to be a core provision in the Natural Environment White Paper, currently being drafted by Defra.
	Civil Contingencies Act 2004 (CCA)	NHS Emergency Planning guidance, issued under the CCA, requires all NHS organisations to prepare plans for adverse events.	Natural England is currently considering how well the existing network of SSSIs will be able to respond to climate change.

81 Defra (2010).

82 Smithers et al. (2008).

### **Incorporating climate change into decision-making in key delivery bodies**

**There is evidence that the decision-making of some key delivery bodies is incorporating climate change, however, this is rare.**

**Defra now mandate that new flood defences consider sea level rise and future changes in river flows.**<sup>83</sup> Policy and practice in flood risk management involves a strategic approach that manages risks on a broad scale (in catchments, estuaries and coasts) and over extended timescales. The Flood and Water Management Act (2010) has further strengthened the strategic overview provided by the Environment Agency for flood risk management. The Environment Agency's long term investment strategy presents options for adaptation of flood defence infrastructure in the face of a changing climate.<sup>84</sup>

**Climate change is a key consideration in the water industry.**<sup>85</sup> However, there is mixed evidence of whether key investment decisions are incorporating risks from climate change appropriately. Water companies are investing to conserve water supplies, improve urban drainage and increase the resilience of critical infrastructure.<sup>86</sup> These are all priorities for early action. They have already produced 25 year Water Resource Management Plans, which appraise options for balancing water supply with demand and explicitly consider climate change.<sup>87</sup> These are a good start to ensuring that adaptation action is proportionate, but ideally should cover the lifetime of the investment.<sup>88</sup> Some of the processes by which climate change is factored into decision-making are not publicly available, so it is not possible for us to determine how robust these decisions are, or to understand how current returns are traded off against the often longer term benefits of adaptation. The real test of the effectiveness of these decisions and the regulatory framework in which they operate will be their translation into proportionate adaptation actions and investments.



**There is less evidence of climate impacts being considered in the energy and transport sectors, although key regulators and businesses in these sectors are subject to the Reporting Power, which will require many of these delivery bodies to report on their adaptation plans.**

- The Acclimatise Index of Adaptation looks at how FTSE 350 companies understand the risks and opportunities from climate change. In 2008, transport and energy companies scored lower than the cross-sectoral average, on this index. However, anecdotal evidence suggests that some transport and energy companies are considering the impacts of climate change (for example Network Rail).<sup>89</sup>
- The energy sector has taken steps to understand and reduce vulnerability to current climate variability. For instance, the Energy Networks Association has worked with the electricity sub-sector to develop methods to identify flood risk and there is a provision for investment in flood defences in price controls on the electricity transmission and distribution networks.<sup>90</sup>

**We have not found substantive evidence that local authorities are systematically incorporating climate change into their local development policies.** We are more confident that local authorities are taking flood risk into account in development control decisions. Adaptation to risks other than from floods is rarely considered, meaning that local planning decisions are missing opportunities to adapt in ways that would bring immediate benefits.

83 Defra (2006).

84 Environment Agency (2009b).

85 Ofwat (2010) Arnell and Delaney (2006).

86 Ofwat (2009).

87 A summary of the regulations requiring water companies to prepare Water Resource Management Plans is available at: <http://www.defra.gov.uk/environment/quality/water/resources/planning/index.htm#2>

88 Environment Agency (2009c) indicated that the current 25 year timeframe for Water Resource Management Plans is too short to properly appraise climate change adaptation options in the water sector.

89 Confederation of British Industry (2010).

90 Cabinet Office (2010).



- **Local development planning policy is not adequately considering adaptation.** While nearly all local planning authorities have undertaken a strategic flood risk assessment to inform local plans, only a minority of plans recommend effective adaptation measures<sup>91</sup> and these assessments exclude other climate risks like heatwaves. It is important that impetus for adaptation in local authorities is maintained because development has far-reaching consequences. A strategic approach is needed, both to avoid increasing the UK's vulnerability to climate change and to prevent adaptation from becoming more difficult in future. It has been shown that strategic land use planning can also have adaptation benefits, for instance reducing flood risks by more than half. Furthermore, an analysis of the application of the climate change policies in the supplement to Planning Policy Statement 1 suggests that uptake is patchy. The authors conclude that adaptation remains a novel consideration and is poorly understood.<sup>92</sup>
- **Elements of strategic planning such as Shoreline Management Plans and Catchment Level Management Plans are more advanced.** There have also been early moves to develop a process for surface water management.
- There is good evidence that **local development control decisions are taking flood risk into account**, driven by Planning Policy Statement 25. In 2007-2008, where the Environment Agency objected to planning applications on flood risk grounds and where local authorities advised the Environment Agency of the outcome, the objections were upheld on 96% of occasions.<sup>93</sup> For the decisions where the Environment Agency objects, over two-thirds arise because the applicant has not submitted an adequate flood risk assessment.<sup>94</sup>

**There are early signs that climate change is being incorporated into Nationally Significant Infrastructure planning decisions.**

- The Infrastructure Planning Commission (IPC) was made responsible for processing applications for Nationally Significant Infrastructure Projects under the Planning Act 2008. At the time of writing this report, 19 projects had submitted scoping proposals to the IPC. Although the IPC had not yet taken any decisions, their responses to these scoping proposals showed some evidence that climate change would be taken into account in their approval process. For instance, in several cases – the energy from waste generating station near Stewartby, the nuclear power station at Hinckley Point, the biomass power stations near Blyth and in Hull Harbour – the IPC asked applicants to consider the risks of flooding from current and future climate.<sup>95</sup> When the full applications are processed it will be important to understand how climate change risks are evaluated alongside other drivers.
- **The future of both the IPC and the regional planning tier, including Regional Spatial Strategies, are currently under review.** The bodies previously responsible for delivering regional planning (regional development agencies and government offices) are being closed. Future delivery arrangements will need to ensure clear responsibility and enable cooperation to consider adaptation at a landscape scale. We discuss this further in Chapter 4.

**Adaptation principles and guidance have been developed in the biodiversity conservation sector.** These encourage an increasingly dynamic and flexible approach to conservation, as well

<sup>91</sup> Communities and Local Government (2009, p.4).

<sup>92</sup> Association of British Insurers (2005).

<sup>93</sup> Environment Agency (2009d). Guidance was rejected by Local Planning Authorities on 100 occasions, including 16 major developments when Environment Agency advice was doubted or considered unreasonable on 8 occasions and previous developments set the precedent on 3 occasions (Environment Agency, 2009e). The Environment Agency is currently finalising statistics for 2008-9 with Local Authorities but has indicated that their guidance was followed at similarly high levels to 2007-8. Notably, this is considerably higher than in 2003-4 when Environment Agency guidance was only followed by local planning authorities on 77.5% of occasions (Environment Agency, 2004).

<sup>94</sup> Communities and Local Government (2010).

<sup>95</sup> As of writing (August, 2010), the IPC has published 10 responses. Examining a sample of 4 responses showed that the IPC recommended that climate change adaptation be included within Environmental Impact Assessments, a suggestion also made by the OECD (Agrawala et al., 2010).

as highlighting the importance of addressing existing (non-climate) pressures such as pollution, agricultural intensification, development and freshwater abstraction.<sup>96</sup>

**There is partial evidence that decisions on conservation policy and practice are considering climate change.** For example, some conservation objectives have been amended to reflect the changes in habitat type and species composition resulting from sea level rise<sup>97</sup> and some organisations are starting to employ adaptive approaches to planning and delivery. Further examples are provided in Box 3.2. Furthermore, a considerable evidence base continues to be developed to help inform decision-makers and practitioners ranging from observation of impacts of climate change on biodiversity and ecosystems, modelling future responses under different climate and management scenarios, to designing and implementing interventions to test their effect.

**It is not clear how adaptation principles are being incorporated into the Biodiversity Action Plan process, which is the main delivery mechanism for nature conservation.**

However, Defra is currently commissioning a review of progress with embedding climate change into biodiversity policy in England and the forthcoming Lawton Review is likely to offer suggestions on the broad changes needed to make the UK's ecological network (including designated areas) more resilient to current and future climate. This will help assess the potential value of undertaking a systematic review of conservation policy and practice to ensure it can cope with the implications of climate change.

#### Box 3.2: Decision-making in the natural environment sector

Several nature conservation bodies are assessing ways to meet the UK's conservation objectives as the climate changes, for example:

**Natural England** (as Defra's lead delivery body on the natural environment) is assessing climate risks to its objectives and identifying appropriate responses. This includes the way it delivers its advisory and land management programmes. Natural England research examining the effectiveness of different adaptation measures for biodiversity will be published in 2011.

**The Royal Society for the Protection of Birds** (as a key non-governmental delivery body) is modifying its existing reserve management planning system to take better account of the projected impacts of climate change. This builds on an ongoing programme to increase the resilience of their network of nature reserves. Implications of projected changes in temperature, water availability and growing season length are now included in each reserve management plan. Changes to the reserves' management objectives, and the ability to achieve them, will be tracked. This is enabled with guidance describing the likely impacts of climate change on priority species and habitats, and the types of actions that should help mitigate the most damaging impacts of climate change on these.



### 3.2c Delivering adaptation outcomes – timely actions

This section examines evidence of timely action by organisations, businesses and individuals that will tangibly reduce the UK's risk to climate change.

The minimum we would expect from a society that is adapting well is that low-regrets adaptation options are being implemented. Chapter 2 explained that although there are

<sup>96</sup> Hopkins et al. (2007) and Smithers et al. (2008).

<sup>97</sup> For example, Porlock Ridge Site of Special Scientific Interest (SSSI) in the Severn Estuary was originally designated as a freshwater habitat. Storms in 1990 resulted in the shingle ridge being breached and the inundation of seawater. Following a further storm event in 1996, the management of the site changed to slowly allow saltmarsh to form. The designation has since been formally renotified as one of the largest saltmarsh habitats on the estuary.

many ways to adapt to climate change, it makes sense to take low-regrets options now because they deliver immediate benefits and are favourable whatever future climate unfolds. Other adaptation options require a more sophisticated decision-making process to determine their suitability. And therefore, the ASC would need a more comprehensive sector by sector analysis to determine whether proportionate action beyond low-regrets was happening. Instead, we looked for illustrative examples that low-regrets measures are being taken up as this provides an important index of progress (see Table 3.2).

**The Departmental Adaptation Plans provided pockets of evidence that these types of adaptation have started to occur.** For instance:

- improvements are being made to increase the resilience of the **electricity distribution network** to flooding;
- an early warning system has been put in place to alert health and social care providers to **heatwaves**; and
- **water meters** have been installed in 37% of households, which has been shown to reduce water usage.

**The plans outline policies, programmes, measures and initiatives to enable the uptake of adaptation options. But there is little evidence to show that these are as yet systematically delivering proportionate action on the ground.** This makes it difficult to judge the effectiveness of adaptation plans in enabling timely action. For instance:

- **Property-level flood resistance measures<sup>98</sup> such as door guards can be cost-effective in areas of high flood risk.** Defra has made £5 million available for the installation of resistance measures in high risk homes. The acid test of progress will be the widespread installation of flood resistance measures in high risk areas where community-scale flood defences are uneconomic.<sup>99</sup>
- **Sustainable drainage systems** can alleviate the risk of surface water flooding which currently threatens 2.8 million homes in England and Wales.<sup>100</sup> The Flood and Water Management Act 2010 should enable the uptake of sustainable drainage by giving local authorities responsibility for managing surface water flood risk, limiting the right for new developments to automatically connect to sewers, and encouraging developers to include sustainable drainage in new developments where appropriate. The acid test will be that more sustainable drainage is being deployed and that surface water flood risks are reduced;
- **Landscape-scale biodiversity conservation** based on an approach that enhances connections between habitats can reduce the vulnerability of the natural environment to a range of pressures, including climate change. As a first step, existing habitat networks and potential for enhancements are being mapped across the UK. The acid test of progress will be the widespread delivery of targeted measures on the ground, such as habitat restoration and creation, that will maintain and expand these networks.

**Other reviews examining activity on adaptation to date have found little evidence that action is occurring.** For instance, reporting by local authorities under NI 188 (see section 3.2a, particularly Figure 3.3) and by FTSE 350 companies through the Carbon Disclosure Project show that few organisations are yet implementing adaptation plans. Similarly a review by Tompkins also found very few examples of adaptation actions occurring.<sup>101</sup>

<sup>98</sup> Environment Agency (2009b).

<sup>99</sup> Harries (2008).

<sup>100</sup> Environment Agency (2009e).

<sup>101</sup> Tompkins et al. (2010).

Table 3.2: Examples that illustrate progress in the uptake of low regrets adaptation measures.		
Priority areas	Low-regrets action	What do we know has happened?
Land use planning	<b>Locate new, long lived assets in areas that minimise flood risks.</b> As recommended in the Pitt Review. <sup>102</sup>	Local authorities followed Environment Agency guidance on new developments in 96% of cases in 2007-2008. <sup>103</sup>
	<b>Include green space (or 'green infrastructure') in planning for the built environment.</b> Reduces the urban heat island effect, improves surface water drainage and provides other benefits such as improved air quality. <sup>104</sup>	Green Infrastructure Strategies are in place or being developed in many urban areas, for example London, Liverpool, Manchester and Milton Keynes. <sup>105</sup>
Providing National Infrastructure	<b>Improve the resilience of infrastructure to current climate variability.</b> Many critical national infrastructure sites are vulnerable to flooding today. For instance, over 7,000 electricity infrastructure assets are located in flood plains <sup>106</sup> – 50 are critical to electricity supply and at risk of flooding. <sup>107</sup>	Ofgem have made £112 million available from 2010-2015 for reducing addressing flood risks to electricity distribution assets.
Designing and renovating buildings	<b>Deploy sustainable drainage systems.</b> Existing drainage systems are susceptible to overloading during periods of heavy rain. Sustainable drainage helps alleviate this problem. <sup>108</sup>	The Flood and Water Management Act 2010 gives local authorities responsibility for managing surface water flood risk, limits the right for new developments to connect to sewers and encourages the uptake of sustainable drainage. <sup>109</sup>
	<b>Design and renovate properties so that they are suited to current and future temperatures.</b> Many new and existing buildings are already vulnerable to overheating, and this is likely to get worse as temperatures increase this century. <sup>110</sup>	Defra's 2008 Water Strategy restricts rights for paving over front gardens as they increase the risk of surface water flooding.  Building regulations require new building developments to consider heat and solar gain as part of energy efficiency, but do not directly address the impact of overheated buildings on the health and comfort of occupants.  The Technology Strategy Board plans to spend £5 million to develop adaptation strategies for new and existing buildings in the UK. <sup>111</sup>

<sup>102</sup> Pitt (2008a).

<sup>103</sup> Environment Agency (2009f). Statistics for 2008-2009 are currently being finalised, but the Environment Agency expects similar levels of performance.

<sup>104</sup> Shaw et al. (2007).

<sup>105</sup> Greater London Authority (2010), TEP (2005), Chris Blandford Associates (2010).

<sup>106</sup> Environment Agency (2009e).

<sup>107</sup> Cabinet Office (2010).

<sup>108</sup> Pitt (2008).

<sup>109</sup> Flood and Water Management Act 2010 (2010).

<sup>110</sup> Chartered Institution of Building Services Engineers (2005).

<sup>111</sup> Technology Strategy Board (2010).

Table 3.2: Examples that illustrate progress in the uptake of low regrets adaptation measures.		
Priority areas	Low-regrets action	What do we know has happened?
Designing and renovating buildings	<p><b>Install property level flood resistance measures in homes facing high risks of flooding.</b></p> <p><b>Ensure flood damaged buildings are repaired to be resilient to current and future climate risks.</b> Benefits of installing flood resilience measures are likely to outweigh the costs for properties with a 2% annual chance of flooding, when repairs or refurbishments are needed anyway.<sup>112</sup> Resilience measures are cost beneficial at lower risk levels in some instances.<sup>113</sup></p>	<p>Defra has provided £5.6 million to fund the installation of flood resistance measures in high risk homes – focused on keeping water out of properties.<sup>114</sup></p> <p>The ABI have produced advice on resilient repair which was distributed to all flooded policy holders in Cumbria. ABI also agreed to survey members about their experiences of resilient repair uptake following the November 2009 floods in Cumbria. A report is expected in late September 2010.</p>
Managing natural resources	<p><b>Improve water efficiency and reduce water usage.</b> Charging for water on a volumetric basis through water meters has shown to reduce average household water demand by 16% in some studies.<sup>115</sup> This is also a pre-requisite to measures like variable tariffs that can enable demand reduction.</p> <p><b>Maintain and enhance ecological networks at the landscape-scale through habitat protection, restoration and creation.</b> Ecological networks that improve connectivity at the landscape-scale will assist species dispersal, help reduce the vulnerability of biodiversity and maintain the ability of ecosystems to deliver goods and services.<sup>117</sup></p> <p><b>Reduce other sources of harm to biodiversity</b> (e.g. pollution, abstraction from rivers, agricultural intensification) so that species populations are more resilient and able to cope with climate change.</p>	<p>37% of households in England and Wales are currently metered.<sup>116</sup></p> <p>Natural England has developed an approach to mapping habitat networks at the landscape scale and identifying opportunities to enhance them. It is targeting its delivery of Environmental Stewardship (an agri-environment scheme funded through the EU Common Agriculture Policy) in those areas.<sup>118</sup></p> <p>Several national initiatives are being driven by NGOs to identify viable landscape scale conservation projects. For example <i>Living Landscapes</i> from the Wildlife Trusts<sup>119</sup> and <i>Futurescapes</i> from RSPB.<sup>120</sup></p>
Emergency response	<p><b>Protect vulnerable people during heatwaves.</b> The elderly are particularly vulnerable to high temperatures. There are some simple steps, such as drinking water and spending time in cool rooms that can reduce the chances of morbidity.</p>	<p>The Department of Health's heatwave plan has four response levels triggered by Met Office forecasts. This information is relayed to relevant care providers and the general population, with supporting communications on protection measures.<sup>121</sup></p>

112 Entec UK and Greenstreet Berman (2008).

113 Pitt (2008).

114 Defra (2010d).

115 Walker (2009, p74).

116 Ofwat (2010).

117 Hopkins et al. (2007), Smithers et al. (2008).

118 Natural England (2008).

119 The Wildlife Trusts (2010).

120 Royal Society for the Protection of Birds (2010).

121 However, there is some evidence that more vulnerable, elderly, groups may not take appropriate action because they do not perceive themselves to be at risk from heat (Wolf et al., 2010).



### 3.3 Policy enabling delivery

This section reviews evidence to assess the extent to which the current policy landscape is enabling organisations to move up the ASC's preparedness ladder. Chapter 2 (Box 2.3) describes the role that policy can in theory play to enable the delivery of adaptation by removing barriers and incentivising action.

**Our analysis in this chapter shows that despite continued efforts to build capacity, there is little evidence of decision-making incorporating risks from current and future climate, and even less of tangible action to respond to these risks.** We find that key barriers remain in place, many of which could potentially be removed through the use of various policy instruments such as incentives, regulation and the provision of better information.

#### Removing Barriers

**We have identified a number of existing barriers that could limit the uptake of adaptation measures.** A recurring issue is insufficient and/or inadequate information to help understand the uncertainties of climate risk (see Box 3.3). A lack of information makes it difficult to make the business case for adaptation, which can be a significant barrier for long-term investment decisions in the infrastructure sector.<sup>122</sup> This may explain why responsibility for managing climate risk is generally not assigned to senior decision-makers.<sup>123</sup> This barrier can generally be overcome either by providing better information or better tools to aid decisions under uncertainty.

#### Box 3.3: Example of lack of information acting as a barrier to adaptation

In our analysis, Departments generally understood the UKCP09 climate projections, but were unable to evaluate with any precision the risks posed by current and future climate to meeting their objectives. This made it harder for departments to compare climate change with other risks, undermining the business cases for taking adaptation action.

Information about some types of climate risks is not available, such as for surface water flooding or for possible changes to wind speed. For example, the Department of Energy and Climate Change was not able to estimate the potential risk to future wind power capacity, which could have potentially significant implications for its current departmental objectives.

There is evidence that many businesses do not think they have access to adequate weather data and climate projections, preventing them assessing risks from current and future climate. The CBI has recently expressed concern about the accessibility of the UKCP09 data and the ability of businesses to use the information. They call for more robust and accessible climate data for businesses.

Sources: Lloyds (2010), BERR (2008 p52), BIS (2010 p9), The Geneva Association (2009 p7), CBI (2010).

**Understanding climate risks is not necessarily enough to prompt businesses and individuals to take timely action.** A recent survey of businesses in the North East found that only about 10 – 41% were reducing risks from current climate, even though 61% had been affected by extreme weather in the last two years.<sup>124</sup> About 60% of those households located in flood risk areas within England and Wales claim to be aware of these risks. However, of these

<sup>122</sup> Defra (2010b p5).

<sup>123</sup> This barrier was also cited both by West and Gawith (2005) and more recently by the Institute of Environmental Management and Assessment (2009).

<sup>124</sup> Climate North East (2010).

only 6% are taking preventative action to prepare and reduce possible damage,<sup>125</sup> for instance by installing door guards or air-brick covers.<sup>126</sup>

**Other market and policy barriers may be preventing businesses and individuals from taking up timely, low-regrets actions that will reduce their vulnerability to both current and future climate.** We have found evidence of a mixture of regulatory, institutional and behavioural barriers that are likely to be preventing the uptake of a range of adaptation measures. Some examples include:

- the uptake of sustainable drainage systems has been limited due to uncertainties regarding the legal responsibility for their ownership and maintenance. However, as noted above, this barrier may be removed through measures in the Flood and Water Management Act (2010); and
- the design of insurance products does not always support property-owners to improve the resilience of their homes even though this would also reduce expensive claims. This is likely to be due to the risk of customers switching to another insurer, who can offer lower premiums without funding these measures.<sup>127</sup>

### Encouraging adaptation

**In some priority areas there is little incentive to consider or take action on the risks from current and future climate.** A clear example is the retrofitting of existing building stock to ensure it is able to cope with the current and future climate. There are currently minimal incentives in place to encourage the sort of action needed, such as expanding the capacity of the drainage network and improving the resilience of buildings to water damage and heat stress.<sup>128</sup> Mechanisms are potentially already available to incentivise action, for example building regulations and professional standard setting, but they would only deliver very slow change as and when renovations are made and so make a relatively small contribution to retrofitting existing building stock. Other policy instruments may be required to incentivise action, for example insurance premium rebates for flood resilience measures.

**Even where policies mention adaptation, they do not necessarily provide sufficient incentives for organisations to take adaptation into account when compared with other shorter-term priorities** (see Table 3.1). We found only limited evidence that climate risks are being evaluated fully or transparently alongside short-term priorities in areas where early action is required.<sup>129</sup> For example if investment decisions in regulated sectors cannot take into account costs and benefits over the full lifetime of infrastructure, then this could be a significant barrier to the uptake of adaptation measures. The CBI found that this could be a particular problem where adaptation is not a regulatory driver in price-controlled sectors, such as in energy and transport, and companies cannot pass on these costs.<sup>130</sup> This is line with our own findings that adaptation in these sectors is less advanced than in the water sector. There are some difficult trade-offs. Ofwat needs to balance its responsibility for keeping water prices affordable with pressures for greater investment in water efficiency measures to manage the projected increase in drought risks, for example in water metering.<sup>131</sup>

<sup>125</sup> Ironically, this may be because acting forces people to accept they face a risk of flooding which would make them feel less secure (Harries, 2008).

<sup>126</sup> Environment Agency (2009f).

<sup>127</sup> This point is made in the Pitt Review (2008, p75). More recently, the Association of British Insurers have initiated research to investigate whether victims of the 2009 floods in Cumbria repair their homes in ways which also increase resilience to future flooding.

<sup>128</sup> Town and Country Planning Association (2007); Chartered Institute of British Service Engineers (2005).

<sup>129</sup> West and Gawith (2005) also cite, "inadequate incorporation of future climate in regulations, codes and standards" as a barrier discouraging adaptation action.

<sup>130</sup> Confederation of British Industry (2010).

<sup>131</sup> Waterwise (2010).

### Annex 3.1: Adaptation in the Devolved Administrations

The main body of this report applies the ASC's analytical framework as a first step to carrying out its statutory duty to assess the UK Government's Adaptation Programme. With the exception of reserved matters, the Programme relates to England only, which is reflected in the scope of this report. The Climate Change Act (2008) also contains a provision for the ASC to provide advice and analysis, if requested, to Devolved Administrations on their adaptation programmes. Scotland, Wales and Northern Ireland are each developing their own responses to climate change (see below). The ASC will be discussing with the Devolved Administrations the potential to apply its preparedness framework to these programmes in due course.

**Scotland's** Climate Change Act 2009 requires Scottish Ministers to lay an adaptation programme before the Scottish Parliament setting out adaptation objectives and proposals and policies to meet those objectives. It also places a statutory duty on public bodies to exercise their functions in such a way that will help deliver the Scottish Government's (SG's) statutory adaptation programme. The SG's Adaptation Framework (2009),<sup>132</sup> a non-statutory forerunner to the programme, outlines actions to build resilience to climate change and identifies 12 key sectors (e.g. water resource management, energy, emergency and rescue services and biodiversity and ecosystems) to focus action. This is further supported by the work of the Scottish Climate Change Impacts Partnership. All Scotland's local authorities (LAs) have committed<sup>133</sup> to take steps to adapt to climate change and report annually on progress, while the Scottish Environment Protection Agency, Scottish Natural Heritage, Forestry Commission Scotland and Historic Scotland<sup>134</sup> have collaborated on a joint statement setting out their respective roles in adapting to climate change and promoting adaptation.

In **Wales**, research has scoped the potential impact of climate change across different sectors out to 2080.<sup>135</sup> The Welsh Assembly Government's forthcoming Climate Change Strategy features an Adaptation Framework that addresses vulnerability to climate change impacts by building the evidence base, mainstreaming adaptation activity, communicating the need for action and providing skills and tools necessary to build capacity. The Delivery Plan that accompanies the Strategy contains 24 actions that will deliver the Framework. In the wider public sector, the National Park Authorities, Fire & Rescue Authorities and all 22 unitary authorities have signed the Welsh Commitment to Address Climate Change,<sup>136</sup> while a pilot project currently underway in four unitary authorities explores developing climate change adaptation understanding and the impacts of climate change on strategy and service delivery.<sup>137</sup> It will report in 2011.

To analyse and assess the risks of climate change in **Northern Ireland**, (i.e. on the natural and built environment, social well-being and economic infrastructure) Northern Ireland's Department of the Environment commissioned 'Preparing for a Changing Climate in Northern Ireland'. Following a recommendation in the report, the Northern Ireland Climate Change Impacts Partnership was set up in March 2007 to widen understanding of the impacts of climate change within Northern Ireland and actions necessary to deal with it. The Northern Ireland Assembly's Environment Committee also recently reported on its inquiry into climate change, recommending that Northern Ireland develop an implementation strategy to address both mitigation and adaptation.

<sup>132</sup> <http://www.scotland.gov.uk/AdaptationFramework>

<sup>133</sup> <http://climatechange.sustainable-scotland.net/>

<sup>134</sup> [http://www.sepa.org.uk/climate\\_change.aspx](http://www.sepa.org.uk/climate_change.aspx)

<sup>135</sup> <http://wales.gov.uk/topics/environmentcountryside/climatechange/tacklingchange/strategy/adaptation/changingclimate>

<sup>136</sup> <http://www.wlga.gov.uk/english/archive-of-reports9/welsh-commitment-to-address-climate-change/>

<sup>137</sup> <http://www.wlga.gov.uk/english/archive-of-reports9/changing-climate-changing-places/>



**Annex 3.2: Departments that have lead responsibility or some responsibility in the five priorities for early adaptation action. It does not include departments that have no responsibilities in these priority areas.**

DEPARTMENT	INVOLVEMENT WITH PRIORITY AREAS (Land use planning, Providing national infrastructure, Designing and renovating buildings, Managing natural resources, Emergency planning)	
	Lead responsibility	Some responsibility
Communities and Local Government	Land use planning Building Regulations Fire and Rescue Service National Framework Local government	Land use planning Water
Department for Environment, Food and Rural Affairs	Forestry Natural environment Water and floods Land management	
Department for Energy and Climate Change	Energy sector	
Department for Transport	Transport sector	
Cabinet Office	Emergency response Resilience of critical national infrastructure	
Department of Health		Emergency health care provision Hospitals (and associated infrastructure)
Department for Business, Innovation and Skills*		Telecommunications
HM Treasury		Infrastructure UK
Department for Culture, Media and Sports		Olympics legacy
Department for Children, Schools and Families		Schools
Department for Work and Pensions		Social Fund
Ministry of Justice		Police
Home Office		Prisons

\*Formerly known as BERR

# Chapter 4: The ASC's advice on further adaptation action and next steps

---

## 4.1 Introduction

**The Climate Change Act 2008 sets the legal framework for adaptation policy in the UK.**

It identifies two primary duties for the Adaptation Sub-Committee (ASC):

1. provide independent advice to the UK Government and the devolved administrations (if requested) on adaptation to climate change,<sup>138</sup> and on the preparation of the Climate Change Risk Assessment;<sup>139</sup> and
2. report annually to Parliament and the devolved administrations on progress made by the UK Government towards implementing the National Adaptation Programme.<sup>140</sup>

In line with these duties, this chapter is divided into two parts. In the first part, based on the analysis in Chapter 3, we set out our initial advice to the Government on where further action on adaptation is required to ensure the UK is preparing well for a changing climate. In the second part, we set out the work we will undertake over the next year to develop a robust framework for monitoring progress on adaptation, which we will use to fulfil our statutory duty to report to Parliament.

## 4.2 The ASC's advice on where action is required

**The ASC has found that the UK has started to build capacity in adaptation, with evidence of information provision and growing awareness. However, from the evidence reviewed we conclude that capacity building is not yet systematically translating into tangible action on the ground to reduce the UK's vulnerability to climate change.** We advise that further action is required by public sector agencies, businesses and individuals, beyond capacity building. Barriers to adaptation must be removed and appropriate incentives introduced that will enable public sector agencies to take timely action to reduce the risks and take advantage of the opportunities from climate change.

**Local authorities, public sector agencies, regulators, businesses and relevant professional bodies all have essential roles to play in ensuring that the UK is preparing adequately for a changing climate.** Adaptation will more often than not be a local activity in response to locally specific climate risks and opportunities. The analysis illustrates that a considerable number of local authorities, businesses and other organisations have either not started or only

---

<sup>138</sup> Section 38 (1) of the Climate Change Act 2008.

<sup>139</sup> Section 57 (1).

<sup>140</sup> Section 59 (1).

just started to build the necessary capacity on adaptation. The results from National Indicator 188 (discussed in Chapter 3) further show that even though some local authorities are starting to consider climate risks, none are at the stage of implementing adaptation plans. In the ASC's view:

- local authorities need to focus efforts on moving up the ladder to deliver adaptation measures by building an understanding of their vulnerability to current and future climate and embedding adaptation into their risk management functions; and
- businesses and relevant professional bodies should take climate change into account for long-lasting decisions and in the setting of relevant standards and specifications. The Adaptation Reporting Power will be an important mechanism for encouraging and promoting structured decision-making by key delivery bodies over the next few years.

**The Government has a critical role in enabling key public sector agencies, businesses and individuals to move up the ASC's adaptation ladder.** The market alone cannot deliver the scale of adaptation required. As we noted in Chapter 2, central government action is needed to:

- ensure relevant actors have the knowledge and skills to adapt;
- remove barriers to effective adaptation;
- ensure there is a clear allocation of responsibility for adaptation and sufficient cooperation among actors for measures that require coordination; and
- protect those most vulnerable to climate change and limit the uneven distribution of climate change impacts.

**The ASC's adaptation preparedness ladder can help to structure the main challenges for the Government in developing the UK's first National Adaptation Programme.** The ASC's advice for the Government on each step of our ladder is set out below.

### Desired adaptation outcomes

- **Establish a process for defining adaptation outcomes for the UK.** To help do this, the Government should evaluate how its policy objectives are likely to be affected by the current climate and future climate scenarios and make decisions on the levels of risk it is prepared to accept. The Government should evaluate whether its policy objectives will need to be modified in the light of these adaptation outcomes. Once adaptation outcomes are in place, arrangements will be needed to monitor and evaluate the effectiveness of policy in enabling their achievement.
- In setting adaptation outcomes, the Government could focus more effort on understanding the international implications of climate change on the UK. This should include sharing good practice with other countries that are also going through the process of setting adaptation outcomes.

### Delivery of outcomes

- Consolidate initial progress and promote adaptation capability and capacity in priority areas where progress has been slow, particularly with local authorities, land use planners, relevant professional bodies, the construction industry and infrastructure managers. It will also be important to ensure that decision-makers have practical tools and sufficient information to understand key climate risks in order to help them build a business case for adaptation.

### Policy to enable delivery

- **Consider how changes to the delivery landscape (such as the removal of the regional tier of planning) and the decentralisation of power to the local level will enable timely and effective adaptation.** The essential role of local authorities in adaptation needs to be strengthened and consideration given to how their progress can be transparently measured, particularly in the absence of performance indicators such as NI 188.
- **Ensure clear responsibility for adaptation is allocated in the new delivery arrangements and mechanisms to ensure cooperation between delivery bodies.** This will be particularly important in the following priority areas:
  - **land use planning** – the Government should consider how the new planning regime, including the proposed National Planning Policy Framework, can ensure sufficient cooperation at the landscape scale, for example across a catchment area or along a stretch of coastline. The proposed duty to cooperate between local planning authorities could be a key lever;
  - **providing national infrastructure** – the Government should consider how the new national consenting regime will transparently account for adaptation and effectively manage the systemic risks of infrastructure failure;
  - **emergency planning** – the Government should consider whether local authorities and other government agencies responsible for emergency planning are collectively accounting for climate risks as part of their duty of competence and leadership roles.
- **Consider how its programme of policy reforms, including those set out in the draft Departmental Structural Reform Plans, can remove barriers to and provide incentives for enabling adaptation. This will be particularly important in the following priority areas:**
  - **designing and renovating buildings** – as part of any review of building regulations, the Government should consider whether amendments are required to address the performance of buildings in more extreme (particularly hotter) weather, and in the wider context, how to upgrade the existing building stock; and
  - **managing natural resources** – the Government should consider including incentives to drive forward water efficiency in the Water White Paper and how the current delivery arrangements for biodiversity could be strengthened to cope with climate change in the Natural Environment White Paper.

### 4.3 Next steps for the ASC

**To fulfil our duties, as set out in the Climate Change Act 2008, we will develop a programme of work to understand, monitor and assess preparedness and progress on adaptation.** The preparedness ladder set out in Chapter 2 provides the architecture for our future work programme, which will be based around:

1. measuring the achievement of adaptation outcomes;
2. monitoring the delivery of adaptation measures by organisations; and
3. examining the effectiveness of the enabling policy environment.

We will focus primarily, but not exclusively, on the five priority areas identified in this report – land use planning, national infrastructure, building design and renovation, natural resources and emergency planning. In doing this, we will build on the substantial body of existing analysis<sup>141</sup> and draw on the experiences of other countries, as many are developing their own approaches to monitoring progress in adaptation (see Box 4.1). We will work closely with Defra and other parts of government on their own efforts to develop adaptation monitoring frameworks. We will report on the next stage of our work in 2011, and annually thereafter.

#### Box 4.1: Adaptation monitoring for New York City

The approach being developed in New York City is based on three main categories of indicators:

- (i) **Physical climate change variables:** there are a wide variety of measurements for the New York area, many going back over decades (and longer), allowing for the historical tracking of climate trends. For example, datasets on average temperature, days per year with maximum temperatures over 90°F and number of heatwaves per year.
- (ii) **Risk, exposure, vulnerability and impacts:** tracking potential impacts of climate hazards is more difficult as they have not been consistently collected and archived, and are not always readily available. Some potential indicators have been identified:
  - *temperature:* transit service interruptions (rail buckling), cooling equipment purchases, extreme heat-related deaths, swimming pool usage, unhealthy air quality days, and electrical outages;
  - *precipitation:* reservoir capacity, combined sewer overflows, water quality, pumping equipment purchases, sewer backup complaints, transit service interruptions (flooding); and
  - *sea level rise and coastal storms:* brownfield cleanup acreage, beach erosion, ferry service interruptions, salt water intrusion and water treatment plant operations.
- (iii) **Adaptation measures and their effectiveness:** monitoring adaptation activities requires indicators that show whether adaptation is taking place, at what pace and in what locations. Indicators chosen to track are:
  - number of building permits issued that are (a) located in coastal flood zones and (b) located in areas likely to be coastal flood zones by 2080;
  - percentage of building permits that have measures to reduce precipitation runoff (e.g. by green roofs, permeable surfaces, etc);
  - index based on insurance data that measures the insurer's perception of infrastructure-coping capacity to climate risks based on levels of premiums or instances of withdrawal of cover;
  - index that measures the rating of bonds solicited by infrastructure operators for capital projects with climate change risk exposure;
  - trend of weather-related emergency/disaster losses; and
  - number of days with major telecommunication outages.

Source: Jacob and Blake (2010).

<sup>141</sup> Climate Change Impacts Review Group (1991, 1996), UK Climate Impacts Programme (2005), Tompkins et al. (2010).

## Measuring achievement of adaptation outcomes

**One way to measure whether the UK is achieving its adaptation outcomes would be to monitor how climate risk is changing over time.** The Climate Change Risk Assessment will be critical to monitoring changes in vulnerability, as it will for the first time provide a comprehensive assessment of climate risk. However, it will be important that the risk assessment is rooted in a solid understanding of the UK's vulnerability to *present-day* climate variability, as a starting point to assess how risks are expected to change over time (Box 4.2). We will support the Climate Change Risk Assessment by exploring approaches to measuring current climate vulnerability and examine how they can be used to inform the assessment of future climate risks.

### Box 4.2: Climate Change Risk Assessment

The risk assessment should identify the priority risks to the UK and form a judgement on the current scale of vulnerability from present-day climate variability. This will effectively establish a baseline against which changes in risk and vulnerability can be identified over time. Over the long term, this will allow us to assess the effectiveness of adaptation policy in reducing the risk to the UK from climate change.

Some of the benefits of this approach are that it:

- identifies key climate variables to monitor;
- provides insight into how sensitive the UK is to both present-day and future climates, which helps highlight adaptation measures that deliver immediate benefits by reducing current vulnerability;
- helps decision-makers quantify the scale of climate risks compared to other risks (identify priority risks) which will be important for building the business case for adaptation (see Chapter 3); and
- stimulates action without relying on uncertain future climate scenarios.

**Measuring changes in risk and vulnerability will be challenging in early years.**

**The second Climate Change Risk Assessment is not due until 2017.** Comparing the two assessments could potentially identify if there have been changes in risk and vulnerability at a comprehensive scale over that time. However, as the data and methodology for the Climate Change Risk Assessment are likely to improve, we expect it will be challenging to directly compare the results of these two assessments. In the meantime, there will be changes in specific risks and vulnerability that we will be able to measure before 2017. We will also be seeking to use new data on climate and vulnerability to validate the Climate Change Risk Assessment results.

## Delivery of outcomes

**Measuring the achievement of adaptation outcomes is only part of the picture for monitoring preparedness. There will also need to be an element of process monitoring to assess the effectiveness of key delivery bodies in considering the implications of current and future climate and delivering timely adaptation actions.** To do this, we will develop a suite of qualitative and quantitative metrics to evaluate progress at each rung of the preparedness ladder (Box 4.3). To the extent that it is possible, we will set out benchmarks for

what we would expect to see at each stage of the ladder, recognising the complexities and uncertainties surrounding adaptation.

#### Box 4.3: Assessing progress for each element of preparedness

##### (i) Building capacity

Organisations, businesses and individuals in the front line of delivery in the five priority areas for early action will require the greatest capacity to adapt effectively. We will assess progress using a range of data-sources, including the first round of reports under the Adaptation Reporting Power and results of the application of the Performance Acceleration Climate Tool (PACT).<sup>142</sup>

We will further consider how local authority capacity can be monitored, given the move away from top-down performance indicators such as National Indicator 188. This is an important issue because many of the services that local authorities provide are a priority for early adaptation action, including land use planning, building control, emergency planning, local infrastructure provision and green space management.

##### (ii) Decision-making

Monitoring decision-making will not be straightforward, as there are a large number of decisions being taken across wide range of organisations that are relevant to adaptation, including by government departments, local government, statutory agencies, businesses and individuals. Key sources of evidence here will include:

- use of Treasury Green Book supplementary guidance in public sector decision-making;
- use of the first round of the Adaptation Reporting Power reports to analyse the extent to which climate change is taken into account in investment decisions by infrastructure providers;<sup>143</sup> and
- analysing how climate change is considered in decisions on nationally significant infrastructure projects, in local planning policies and in local development decisions.

##### (iii) Timely action

Unlike mitigation where the carbon price provides a common currency, establishing what the right adaptation decision should be in individual cases depends very much on local circumstances. Nevertheless, there are a range of low-regrets adaptation measures that we would expect to see coming forward if the UK is preparing well. Building on Defra's Adaptation Economics Assessment, we will explore methods for identifying cost-effective adaptation measures and then monitor their implementation.

### Policy to enable delivery

**As set out in our advice above, the new policy and delivery landscape offers both opportunities, as well as potential risks, for enabling adaptation.** We will evaluate the effectiveness of the policy and delivery landscape to removing barriers and incentivising adaptation. In doing this, we will focus on policies influencing decisions and timely action in the five priority areas, including those outlined in Departmental Structural Reform Plans and policy reforms in the devolved administrations.

<sup>142</sup> This was developed by Hampshire County Council and Alexander Ballard Ltd. (2009) and is being used within the Climate Change Risk Assessment.

<sup>143</sup> Reporting organisations will be submitting their reports from autumn 2010 through to the end of 2011.

# Glossary

---

## **Adaptation**

Adjustment of behaviour to limit harm, or exploit beneficial opportunities, arising from climate change.

## **Adaptive capacity**

The ability of a system to adjust to climate change (including climate variability and extremes), to moderate potential damages, to take advantage of opportunities, or to cope with the consequences.

## **Climate**

Climate in a narrow sense is usually defined as the average weather, or more rigorously, as the statistical description in terms of the mean and variability of relevant quantities over a period of time ranging from months to thousands or millions of years. The classical period for averaging these variables is 30 years, as defined by the World Meteorological Organisation. The relevant quantities are most often surface variables such as temperature, precipitation and wind.

## **Climate change**

Climate change refers to a change in the state of the climate that can be identified (for example by using statistical tests) by changes in the mean and/or the variability of its properties, and that persists for an extended period, typically decades or longer. Climate change may be due to natural internal processes or external forcings, or to persistent anthropogenic changes in the composition of the atmosphere or in land use. In this report, when using the term 'climate change' we are specifically referring to anthropogenic climate change.

## **Climate variability**

Climate variability refers to variations in the mean state and other statistics (such as standard deviations and the occurrence of extremes) of the climate on all temporal and spatial scales beyond that of individual weather events. Variability may be due to natural internal processes within the climate system (internal variability), or to variations in natural or anthropogenic external forcing (external variability).

## **Exposure**

Stimuli impacting upon a system, represents the background climate conditions within a system and any changes in those conditions.

## **Extreme weather event**

An event that is rare at a particular place and time of year. Definitions of 'rare' vary, but an extreme weather event would normally be as rare as or rarer than the 10th or 90th percentile of the observed probability density function. By definition, the characteristics of what is called extreme weather may vary from place to place in an absolute sense. Single extreme events cannot be simply and directly attributed to anthropogenic climate change, as there is always a finite chance the event in question might have occurred naturally. When a pattern of extreme weather persists for some time, such as a season, it may be classed as an extreme climate event,



especially if it yields an average or total that is itself extreme (for example drought or heavy rainfall over a season).

### Maladaptation

Any changes in natural or human systems that inadvertently increase vulnerability to climatic stimuli; an adaptation that does not succeed in reducing vulnerability but increases it instead. It can also cover spending a disproportionate amount of effort and investment focussed upon adaptation beyond what is required.

### Mitigation

Action to reduce the sources (or enhance the sinks) of factors causing climate change, such as greenhouse gases.

### Resilience

The ability of a social or ecological system to absorb disturbances while retaining the same basic structure and ways of functioning, the capacity for self-organisation, and the capacity to adapt to stress and change.

### Risk

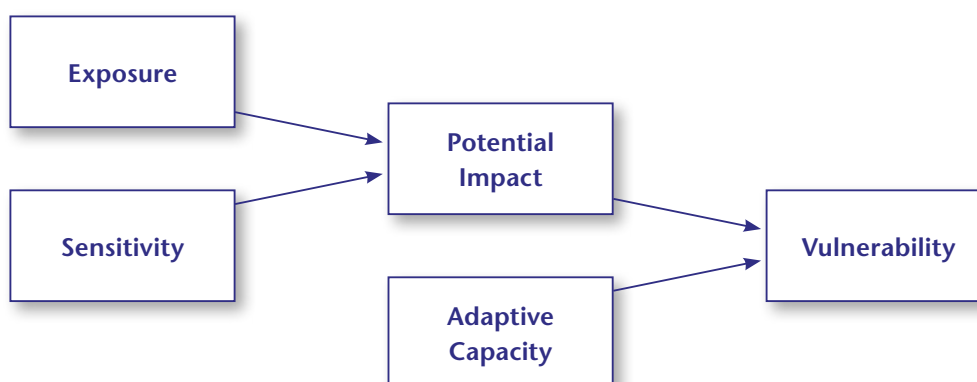
Combines the likelihood an event will occur with the magnitude of its consequences. Consequences may be defined according to a variety of metrics including economic, social and environmental. Risks can be either adverse costs and damages (true costs including non-monetary costs) or beneficial opportunities.

### Sensitivity

The degree to which a system is affected, either adversely or beneficially, by climate related stimuli. The effect may be direct (e.g. a change in crop yield in response to a change in the mean, range, or variability of temperature) or indirect (e.g. damages caused by an increase in the frequency of coastal flooding due to sea level rise).

### Vulnerability

Degree to which a system is susceptible to, and unable to cope with, adverse effects of climate change, including climate variability and extremes. Vulnerability is a function of a system's **exposure**, its **sensitivity**, and its **adaptive capacity** (see earlier definitions).



### Weather

Refers to the state of the atmosphere, across space and time, with regard to temperature, cloudiness, rainfall, wind, and other meteorological conditions.

# References

---

- Acclimatise (2009). *Building business resilience to inevitable climate change*. Carbon Disclosure Project Report 2008. FTSE 350. Oxford.
- Agrawala, S., Bosello, F., Carraro, C. (2010). *Plan or react? Analysis of adaptation costs and benefits using integrated assessment models*. OECD Environment Working Paper no. 23.
- Arnell, N. W. and Delaney, K. (2006). *Adapting to climate change: Public water supply in England and Wales*. *Climate Change*, 78, (2-4), 227-255.
- Association of British Insurers (2005a). *Making Communities Sustainable – Managing Flood Risks in the Government’s Growth Areas*. Summary Report.
- Association for British Insurers (2005b). *Safe as houses: flood risk and sustainable communities*.
- Agnew, M.D. and Palutikof, J. (2006). *Impacts of short-term climate variability in the UK on demand for domestic and international tourism*. *Climate Research*, 31, 109–120.
- Biesbroek, G.R. Swart, R.J. Carter., T.R. et al. (2010). *Europe adapts to Climate Change: Comparing National Adaptation Strategies*. *Global Environmental Change*, 20.
- Cabinet Office (2010). *Sector Resilience Plan for Critical Infrastructure*.
- Chartered Institution of Building Services Engineers (2005). *Climate Change and the Indoor Environment: Impacts and Adaptation*. The Chartered Institution of Building Services Engineers, London.
- Chatterton, J., Morris, J., Viavattene, C., Penning-Rowsell, E. and Tapsell, S. (2009). *The costs of the summer 2007 floods in England*. Final Project Report: SC070039/R1. Environment Agency.
- Chris Blandford Associates (2010). *Green Infrastructure by Design – A Guide for Sustainable Communities in Milton Keynes and South Midlands*.
- Cimato, F. and Mullan, M. (2010). *Adapting to Climate Change: Analysing the Role of Government*. Defra Evidence and Analysis Series, Paper 1.
- Climate Change Impacts Review Group (1996). *Review of the potential effects of climate change in the United Kingdom*. Department of the Environment, HMSO, London.
- Committee on Climate Change (2008). *Building a low-carbon economy – The UK’s contribution to tackling climate change*. London: The Stationary Office.
- Communities and Local Government (2010). *Take up and application of the policies in the planning policy statement on planning and climate change*.
- Communities and Local Government (2009). *Initial review of the implementation of Planning Policy Statement 25: Development and Flood Risk*.
- Confederation of British Industry (2010). *Whatever the weather – Managing the risks from a changing climate*. London.

- Dawson, R.J., Dickson, M.E., Nicholls, R.J. et al. (2009). *Integrated analysis of risks of coastal flooding and cliff erosion under scenarios of long term change*. *Climate Change*, 95 (1-2), 249-288.
- Department for Business, Enterprise and Regulatory Reform (2008). *Supporting innovation in services*.
- Department for Environment, Food and Rural Affairs (2010a). *Climate Change Adaptation: A Survey of Private, Public, and Third Sector Organisations*.
- Department for Environment, Food and Rural Affairs (2010b). *Draft Structural Reform Plan*.
- Department for Environment, Food and Rural Affairs (2010c). *Adapting Energy, Transport and Water Infrastructure to the Long-term Impacts of Climate Change*.
- Department for Environment, Food and Rural Affairs (2010d). *Property level flood protection grant scheme*.
- Department for Environment, Food and Rural Affairs (2006). *Flood and Coastal Defence Appraisal Guidance: FCDPAG3 Economic Appraisal Supplementary Note to Operating Authorities – Climate Change Impacts*.
- Department for Environment, Food and Rural Affairs and HM Treasury (2009). *Accounting for the Effects of Climate Change – Supplementary Green Book Guidance*.
- Department of Energy and Climate Change (2010). *DECC climate change action plan*.
- Dlugolecki, A. (2004). *A Changing Climate for Insurance – A Summary Report for Chief Executives and Policymakers*. Association of British Insurers. London.
- Economics of Climate Adaptation Working Group (2009). *Shaping climate-resilient development: a framework for decision-making*.
- Entec UK and Greenstreet Berman (2008). *Developing the evidence base for flood resistance and resilience*. Report for Defra.
- Environment Agency (2010). *Hundreds of flooded homes evacuated in Cumbria*.
- Environment Agency (2009a). *Thames Estuary 2100: Managing flood risk through London and the Thames Estuary*. Strategic Environmental Assessment. Environmental Report Summary.
- Environment Agency (2009b). *Investing for the future: flood and coastal risk management in England – A long-term investment strategy*. Bristol.
- Environment Agency (2009c). *Water for people and the environment: Water resources strategy for England and Wales*.
- Environment Agency (2009d). *Development and Flood Risk in England 2007/8: High level target 5*.
- Environment Agency (2009e). *Development and Flood Risk in England 2007/8: High level target 5. Appendix 3: LPA Planning Application Decisions contrary to Environment Agency advice*.
- Environment Agency (2009f). *Flooding in England: A National Assessment of Flood Risk*.
- Environment Agency (2009g). *Prepare your property for flooding: a guide for householders and small businesses*.
- Environment Agency (2004). *High Level Target 12: development and flood risk 2003/04*, Joint Report to Defra and ODPM by the Environment Agency and Local Government Association.

- Environment Agency (2001). *Lessons learned: the autumn 2000 floods*. Bristol.
- European Commission (2009). *Adapting to Climate Change: Towards a European framework for action*. White Paper. COM(2009)147 Final. Commission of the European Communities, Brussels.
- Flood and Water Management Act (2010). Chapter 29.
- Foreign and Commonwealth Office (2010). *Preparing for global climate change*.
- Greater London Authority (2010). The draft climate change adaptation strategy for London: Public consultation draft.
- Hacker, J. N., Belcher, S. E. and Connell, R. K. (2005). *Beating the Heat: keeping UK buildings cool in a warming climate*. UKCIP Briefing Report. UKCIP, Oxford.
- Hampshire County Council and Alexander Ballard Ltd. (2009). *PACT – Strategic Management Tool*.
- Harries, T. (2008). *Feeling secure or being secure? Why it can seem better not to protect yourself against a natural hazard*. *Health Risk & Society*, 10(5): 479-490.
- HM Treasury (2003). *The Green Book – Appraisal and Evaluation in Central Government*. London.
- Hopkins, J.J., Alison, H.M., Walmsley, C.A. et al. (2007). *Conserving biodiversity in a changing climate: guidance on building capacity to adapt*. Published by Defra on behalf of the UK Biodiversity Partnership.
- Hoekstra, A.Y., Chapagain, A.K., Aldaya, M.M. and Mekonnen, M.M. (2009). *Water footprint manual: State of the art 2009*. Water Footprint Network, Enschede, the Netherlands.
- House of Commons Environmental Audit Committee (2010). *Adapting to Climate Change*, Sixth Report of Session 2009–10, London: The Stationery Office.
- Institute of Civil Engineers (2004). *Engineering Skills for Flood Risk Management*.
- Intergovernmental Panel on Climate Change (2007). *Climate Change 2007: Impacts, Adaptation and Vulnerability. Contribution of Working Group II to the Fourth Assessment Report of the Intergovernmental Panel on Climate Change*, [M.L. Parry, O.F. Canziani, J.P. Palutikof, P.J. van der Linden and C.E. Hanson, Eds.], Cambridge: Cambridge University Press.
- Intergovernmental Panel on Climate Change (2007). *Climate Change 2007: Synthesis Report. Contribution of Working Groups I, II and III to the Fourth Assessment Report of the Intergovernmental Panel on Climate Change*, [R.K. Pachauri and A. Reisinger, Eds.].
- Intergovernmental Panel on Climate Change (1994). *IPCC Technical Guidelines for Assessing Climate Change Impacts and Adaptations*, [T.R. Carter, M.L. Parry, H. Harasawa and S.Nishioka] London: University College London.
- Jacob, J. and Reginald, B. (2010). *Climate Change Adaptation in New York City: Building a Risk Management Response*.
- Jenkins, G.J., Perry, M.C., and Prior, M.J. (2009). *The climate of the United Kingdom and recent trends*. Met Office Hadley Centre, Exeter, UK.
- Johnson, H., Kovats, R. S. and McGregor, G. R. (2005a). *The impact of the 2003 heatwave on mortality and hospital admissions in England*. *Health Statistics Quarterly*, Spring, 6–11.

- Johnson, C. L., Tunstall, S. M., Penning-Rowsell, E. C. (2005b). *Floods as Catalysts for Policy Change: Historical Lessons from England and Wales*. International Journal of Water Resources Development, 21 (4), 561-575.
- Johnson, C., Tunstall, S. and Penning-Rowsell, E. (2004). *Crises as Catalysts for Adaptation: Human Response to Major Floods*. Flood Hazard Research Centre, Publication No. 511.
- Lempert, R. J. and Collins, M. T. (2007). *Managing the Risk of Uncertain Threshold Responses: Comparison of Robust, Optimum, and Precautionary Approaches*. Risk Analysis, 27: 1009–1026.
- Lloyds (2010). *East London extreme rainfall: importance of granular data*. Lloyds emerging risks team.
- Local Government Association (2010). *Be aware, be prepared, take action II: what do the latest climate change projections mean for you?* Report published with Defra and UKCIP.
- Lonsdale, K. G., Gawith, M. J., Johnstone, K., Street, R. B., West, C. C. and Brown, A. D. (2010). *Attributes of Well-Adapting Organisations*. UKCIP, Oxford. Research commissioned by the Adaptation Sub-Committee.
- Meehl, G.A., Washington, W.M., Collins, W.D. et al. (2005). *How Much More Global Warming and Sea Level Rise?* Science 307:1769–1772.
- Met Office (2010). *Floods in Carlisle- January 2005*.
- Moreno, A., Pye, S., Quiroga, S., van Regemorter, D., Richards, J., Roson, R. and Soria, A. (2010). *Climate change impacts in Europe*. Final report of the PESETA research project.
- National Audit Office (2009). *Adapting to Climate Change*. A review for the Environmental Audit Committee.
- Natural England (2008). *The natural environment – adapting to climate change*.
- Ofwat (2010). *Climate change – good practice from the 2009 price review*.
- Ofwat (2009). *Final Determination of water company prices 2010-2015*.
- Palmer, T.N. and J. Raisanen, J. (2002). *Quantifying the risk of extreme seasonal precipitation events in a changing climate*, Nature, Vol. 415, pages 512 – 514.
- Parry, M., Evans, A., Rosegrant, M.W. and Wheeler, T. (2009). *Climate change and hunger*. World Food Programme, p. 74.
- Penning-Rowsell, E., Chatterton, J., Wilson, T. and Potter, E. (2002). *Autumn 2000 floods in England and Wales: assessment of national economic and financial losses*. Enfield: Flood Hazard Research Centre, Middlesex University.
- Pitt, M. (2008). *Learning Lessons from the 2007 Floods*.
- Ranger, N., Millner, A., Dietz, S., Fankhauser, S., Lopez, A., Ruta, G. (2010). *Adaptation in the UK: a decision-making process*. London School of Economics and Political Science, Centre for Climate Change Economics and Policy and the Grantham Research Institute on Climate Change and the Environment. Research commissioned by the Adaptation Sub-Committee.
- Royal Academy of Engineering (2010). *Global water security – an engineering perspective*.
- Royal Commission on Environmental Pollution (2010). *Adapting Institutions to Climate Change*. Twenty-eighth Report. London: The Stationary Office.

- Royal Society for the Protection of Birds (2010). *Futurescapes: space for nature, land for life*.
- Shaw, R., Colley, M., and Connell, R. (2007). *Climate change adaptation by design: a guide for sustainable communities*. TCPA, London.
- Smithers, R.J., Cowan, C., Harley, M. et al. (2008). *Climate Change Adaptation Principles – Conserving biodiversity in a changing climate*. Published by Defra on behalf of the England Biodiversity Strategy.
- Stott, P. A., Gillett, N. P., Hegerl, G. C. et al. (2010). *Detection and attribution of climate change: a regional perspective*. Wiley Interdisciplinary Reviews: Climate Change, 1: 192–211.
- Stott, P.A., Stone, D.A. and Allen, M.R. (2004). *Human contribution to the European heatwave in 2003*. Nature, 432, 610-614.
- Swart, R., Biesbroek, R., Binnerup, S. et al. (2009). *Europe Adapts to Climate Change: Comparing National Adaptation Strategies*. PEER Report No 1. Helsinki: Partnership for European Environmental Research.
- Technology Strategy Board (2010). *Design for Future Climate: Adapting Buildings*.
- TEP (2005). *Green Infrastructure for the Liverpool and Manchester City-Regions*. Produced for Community Forests North West and The Countryside Agency.
- Thackeray, S.J., S. J., Spark, T. H., Frederksen, M. et al. (2010). *Trophic level asynchrony in rates of phenological change for marine, freshwater and terrestrial environments*. Global Change Biology.
- The Geneva Association (2009). *The insurance industry and climate change – Contribution to the global debate*.
- Tompkins, E.L., Adger, N. W., Boyd, E., Nicholson-Cole, S., Weatherhead and K., Arnell, N. (2010). *Observed adaptation to climate change: UK evidence of transition to a well-adapting society*. Global Environmental Change.
- Town and Country Planning Association (2009a). *Helping to deliver climate change adaptation through the UK planning system*. Report prepared for the Royal Commission on Environmental Pollution.
- Town and Country Planning Association (2009b). *Helping to deliver climate change adaptation through the UK planning system*. Workshop report prepared for the Royal Commission on Environmental Pollution.
- UK Water Industry Research (2010). *Assessment of the Significance to Water Resource Management Plans of the UK Climate Projections 2009*.
- Walker, A. (2009). *The Independent Review of Charging for Household Water and Sewerage Services*.
- Waterwise (2010). *Evidence base for large-scale water efficiency in homes*. Phase II Interim report.
- Watkiss, P., Hunt, A. and Horrocks, L. (2009). *International impacts of climate change on the UK*.
- West, C.C. and Gawith, M.J. (Eds.) (2005). *Measuring progress: Preparing for climate change through the UK Climate Impacts Programme*. UKCIP, Oxford.
- Wild Life Trusts (2010). *A Living Landscape*.
- Wolf, J., Adger, N. W., Lorenzoni, I., Abrahamson, V. and Raine, R. (2010). Social capital, individual responses to heatwaves and climate change adaptation: An empirical study of two UK cities. *Global Environmental Change*, 20, 44–52.





Committee on Climate Change Adaptation  
4th Floor  
Manning House  
22 Carlisle Place  
London SW1P 1JA  
[www.theccc.org.uk](http://www.theccc.org.uk)

