

2009 disasters* in numbers

Top 10

Natural disasters by number of deaths⁽¹⁾ - 2009

Earthquake, September	Indonesia	1 195
Flood, July-September	India	992
Typhoon Morakot (Kiko), August	Taiwan (China)	630
Typhoon Pepeng (Parma), October	Philippines	539
Tropical storm Ondoy (Ketsana), September	Philippines	501
Extreme temperature, January-February	Australia	347
Flood, September-October	India	300
Earthquake, April	Italy	295
Hurricane 'Ida', November	El Salvador	275
Extreme temperature, May-August	Peru	274

(1): Includes the reported missing persons

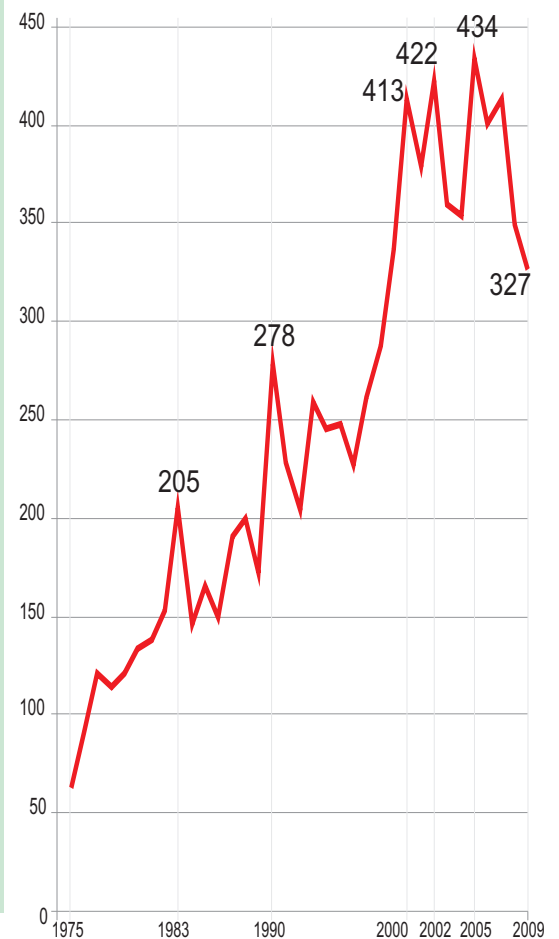
Number of reported natural disasters by country - 2009

Philippines	26
China, P Rep	23
United States	16
India	13
Indonesia	12
Brazil	10
Australia	7
Mexico	7
Bangladesh	6
Viet Nam	6

Total killed and affected people by natural disasters per 100,000 inhabitants - 2009

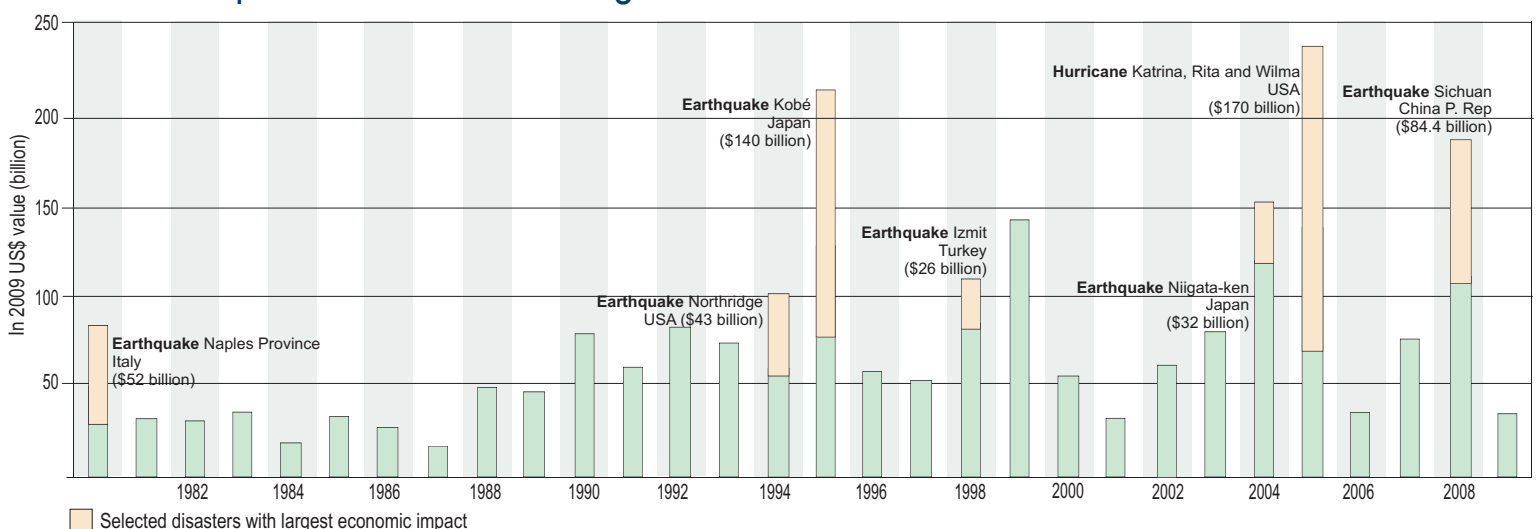
Guatemala	18 382
Namibia	16 559
Philippines	15 002
Taiwan (China)	10 047
China, P Rep	5 183
Zambia	4 872
Viet Nam	4 312
Honduras	4 145
American Samoa	3 833
Paraguay	3 416

Time trend of reported natural disasters, 1975-2009⁽²⁾



(2): Natural disasters = Country-level disasters

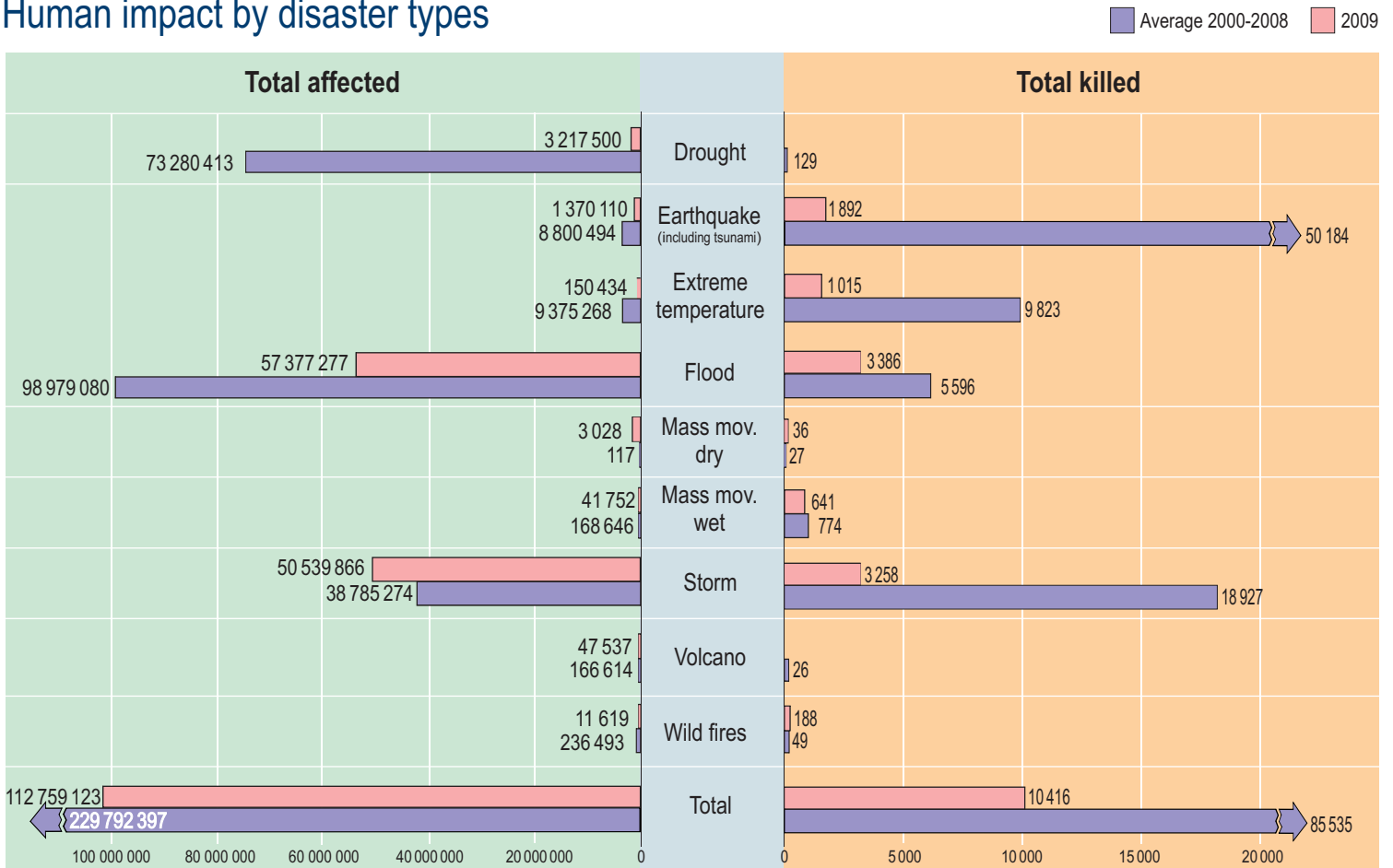
Annual reported economic damages from natural disasters: 1980-2009



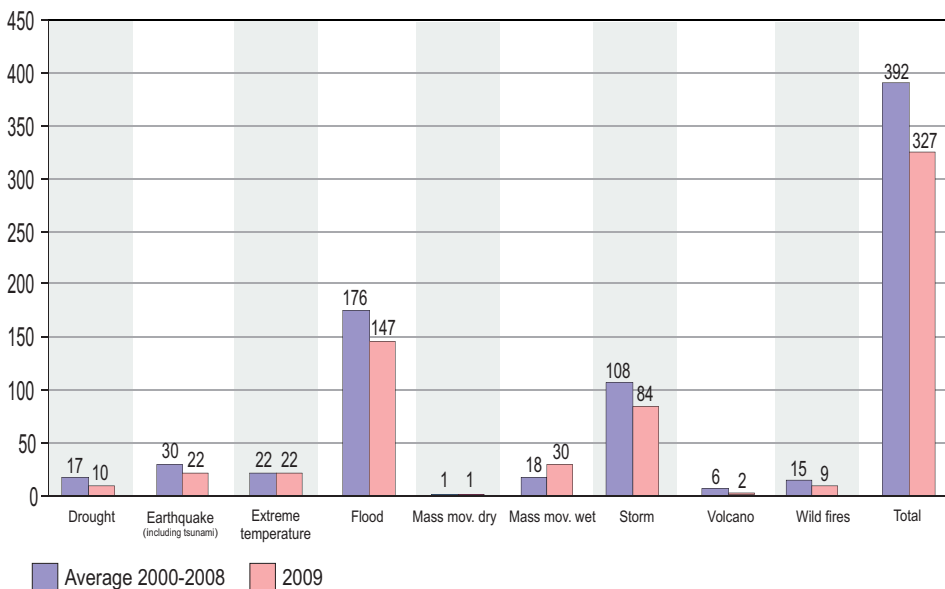
*: Epidemic and insect infestations not included

Comparing present to past

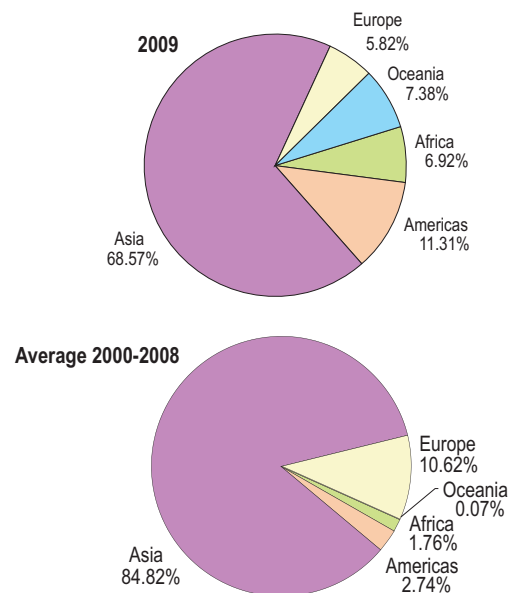
Human impact by disaster types



Natural disaster occurrence by disaster type



Percentage of people killed by natural disasters by region



International Strategy for Disaster Reduction (UNISDR)
Tel: +41 22 9178908/8907
isdr@un.org
www.unisdr.org



Centre for Research on the Epidemiology of Disasters (CRED), Department of Public Health
Université catholique de Louvain, Belgium
Tel. +32-2-764-3327
contact@emdat.be
www.cred.be

Source of data: EM-DAT: The OFDA/CRED International Disaster Database
www.emdat.be
Université catholique de Louvain
Brussels - Belgium